

BARD Mesh Pictograms





Bard Soft Mesh [®]

Size 5x10cm-30x30cm

Physical Properties

Base Material	Polypropylene
Barrier	None
Pore Size	2.5mm
Weight	44g/m ²

Biomechanical Properties

Tensile Strength	 52.9 N/mm	 124 N/mm
Tear Strength	 ND N/mm	 ND N/mm
Ball Burst Strength	130 N	





Bard Composix [®]

Size 5x10cm-30x30cm

Physical Properties

Base Material	Polypropylene
Barrier	ePTFE
Pore Size	0.76mm
Weight	234 g/m ²

Biomechanical Properties

Tensile Strength	 52.89 N/mm	 124.5 N/mm
Tear Strength	 ND N/mm	 ND N/mm
Ball Burst Strength	471 N	





Bard Ventralight [®]

Size 11.4cm-30x35cm

Physical Properties

Base Material	Polypropylene
Barrier	PGA
Pore Size	0.66mm
Weight	54g/m ²

Biomechanical Properties

Tensile Strength	 50.8 N/mm	 123 N/mm
Tear Strength	 ND N/mm	 ND N/mm
Ball Burst Strength	380	N





Bard Mesh [®]

Size 15x15cm-30x30cm

Physical Properties

Base Material	Polypropylene	
Barrier	None	
Pore Size	0.76mm	
Weight	105g/m ²	

Biomechanical Properties

Tensile Strength	 ND N/mm	 ND N/mm
Tear Strength	 ND N/mm	 ND N/mm
Ball Burst Strength	302.5	N/cm