

Held in conjunction with
Military Surgical Symposium

Surgical Spring Week

SAGES 2014

Scientific Session & Postgraduate Courses

*Putting the Patient First:
Promoting Innovation and Safety
in the OR and Beyond*

ADVANCE PROGRAM

Program Chairs:
Jeffrey M. Marks, MD
Tonia M. Young-Fadok, MD, MS

April 2 - 5, 2014 Salt Lake City, UT

Early Housing & Registration Deadline: February 21, 2014

www.sages.org

sages2014.org



@SAGES_Updates




www.facebook.com/SAGESurgery

Society of American Gastrointestinal and Endoscopic Surgeons



A Small but Fine Difference

The new Minilaparoscopy Instruments from KARL STORZ



STORZ
KARL STORZ—ENDOSKOPE

THE DIAMOND STANDARD

KARL STORZ Endoscopy-America, Inc., 2151 E. Grand Ave, El Segundo, CA 90245, USA, Phone: (424) 218-8100, Fax: (800) 321-1304, E-Mail: info@karlstorz.com
KARL STORZ GmbH & Co. KG, Mittelstraße 8, D-78532 Tuttlingen/Germany, Phone: + 49 7461 / 70 80, Fax: 07461 / 70 81 05, E-Mail: karlstorz-marketing@karlstorz.de
KARL STORZ Endoscopy Canada, Ltd., 2345 Argenta Road, Suite 100, Mississauga, Ontario, Canada L5N 8K4, Phone: (800) 268-4880, Fax: (905) 858-0933
KARL STORZ Endoscopia, Latino-America, 815 NW 57 Ave, Suite #480, Miami, Florida 33126-2042, USA, Telefono: (305) 262-8980, Telefax: (305) 262-8986



Table of Contents

- 4 Letter from Program Chairs
- 5 General Information – Registration Information, Hours, Exhibit Hours, Who Should Attend
- 6 Community Service Initiatives
- 7 SAGES Childcare
- 8 Schedule at a Glance
- 10 Past Exhibitors
- 10 Unique Features for 2014
- 11-12 SAGES Meeting Leaders
- 12 SAGES Accreditation
- 13 WEDNESDAY, APRIL 2, 2014**
- 13 SAGES/CAGS/ERAS Postgraduate Course: Enhanced Recovery After Surgery Pathways- How you can Optimize Perioperative Care, Improve Outcomes and Decrease Costs
- 14 SAGES/ASMBS Postgraduate Course: Endoscopic Management of Bariatric Complications
- 15 Symposium: Career Development
- 16 SAGES/SSAT Panel: Optimizing Results of Fundoplication
- 17 SAGES Foundation Awards Luncheon
- 18 SAGES/ASMBS Hands-On Course: Endoscopic Management of Bariatric Complications
- 19 Panel: Getting Your Video Accepted
- 20 Panel: POEM
- 21 Panel: Reoperative Pelvic Surgery, Benign and Malignant – What is the Big Deal?
- 22 Panel: FUSE, Fire and Fiasco – OR Safety 101
- 23 Panel: Product Development – Innovations for Patients Benefits
- 24 Updates in Benign CRS Panel
- 25 THURSDAY, APRIL 3, 2014**
- 25 2014 SAGES Webcast Session
- 26 Military Surgical Symposium
- 27 Postgraduate Course: Common Bile Duct (CBD) Stones
- 28 Postgraduate Course: Ventral Hernia Repair – Technical Considerations and Strategies for Success
- 29 Hepato-Pancreato-Biliary Panel
- 30 NOSCART™ Symposium - Advances in Natural Orifice Surgery
- 31 Karl Storz Lecture – David Williams, MD
- 31 Educator’s Luncheon – “Optimizing Simulation and Technology in Graduate Surgical Education: State of the Art 2014”
- 32 Postgraduate Video-based Course: Ventral Hernia Repair – Technical Considerations in Challenging Scenarios
- 33 Hands-On Course: CBD Stones
- 34 Didactic and Hands-On Course: Flexible Endoscopy – Train the Trainers
- 35 Symposium: Ethics of Innovation
- 36 SAGES/KSELS Panel: Gastric Cancer
- 37 Current Management of Rectal Cancer Panel
- 37 Industry Education Events
- 38 FRIDAY, APRIL 4, 2014**
- 38 Military Surgical Symposium
- 39 SAGES/JSES Panel: Endoscopic Submucosal Dissection – When will we catch up with our Japanese colleagues?
- 39 Presidential Address – Gerald Fried, MD
- 40 Gerald Marks Lecture – Amitai Ziv, MD
- 40 Fellowship Council Luncheon – “Strategies for Overcoming the Financial Challenges Facing the Fellowship Council”
- 41 Postgraduate Course: Humanitarian
- 42 The Great Presidential Debates of 2014
- 43 Panel: Emerging Frontiers in Simulation – Based Surgical Education
- 43 SAGES/ALACE Panel: Evolution and Clinical Applications of Minimal Access Surgery in Latin America
- 44 Panel: MIS Jeopardy
- 44 Session: Emerging Technology
- 45 Panel: MIS for Acute Care Surgeons
- 46 SAGES/EAES Panel: Benign Foregut – Opinions and Evidence in the Management of Benign Esophageal Disorders
- 47 Resident/Fellow Scientific Session
- 48 SATURDAY, APRIL 5, 2014**
- 48 Panel: Bariatric Complications for the non-Bariatric Surgeon
- 48 Panel: Why Haven’t Conversion Rates Improved?
- 49 SAGES Annual General Membership Business Meeting
- 49 SAGES Mini-Medical School Boot Camp
- 50 Call for Abstracts
- 51 2014 Learning Center
- 55 Membership – Join SAGES
- 56 Invited Faculty
- 58 Registration & Hotel Reservation Instructions
- 60 Social Programs
- 61 Registration Form

SAGES 2013 Meeting Corporate Supporters

Diamond Donors

COVIDIEN STRYKER ENDOSCOPY

Platinum Donors

Ethicon Endo-Surgery, Inc. Karl Storz Endoscopy
Merck Olympus Corporation of the Americas

Gold Donors

Intuitive Surgical

Silver Donors

Boston Scientific, Inc. Endogastric Solutions Gore & Associates

Bronze Donors

Aesculap Baxter Healthcare Mederi Therapeutics Neosurgical

2014 Meeting Corporate Supporters will be updated on SAGES website



SAGES 2014

Scientific Session & Postgraduate Courses

Dear Colleagues:

On behalf of SAGES and the Program Committee, we would like to welcome you to the 2014 SAGES Annual Meeting in Salt Lake City, Utah.

This year's Annual SAGES Meeting continues a long-standing tradition of strong didactic sessions by experts, combined with exploration of innovative technology in the fields of general, upper GI, colorectal, endoscopic, robotic, and minimally invasive surgery. In addition, the program will highlight improved patient care with our first full-day course on enhanced recovery protocols, an interactive symposium on the ethics of innovation, and a return to common surgical procedures including bile duct exploration and ventral hernia repair.

The program for the 2014 meeting focuses on relevant clinical problems that busy surgeons encounter every day in their respective practices including management of complications, approaches for reoperative surgical cases, and laparoscopy in the acute care setting. The information obtained from this year's conference may be readily adopted into daily practice. Also, the sessions are structured to provide self-assessment CME credits, which may be used toward fulfilling Part 2 of the American Board of Surgery Maintenance of Certification (MOC) program. Surgeons must obtain self-assessment credits for Board certification and re-certification.

As with all SAGES technology-friendly meetings, the conference features electronic media to allow you to personalize your experience. A SAGES Meeting App will be available, providing access to meeting content via your handheld devices. Furthermore, e-mails and tweets during the meeting will keep attendees informed of upcoming and on-going informative and exciting events.

SAGES members are encouraged to bring the entire family as day care opportunities will be available for all children. High school students are invited to attend the Mini-Medical School and children of all ages can experience Top Gun for Kids. The entire family is encouraged to volunteer for one of our community service events. Finally, all children under 10 may eat free at the Gala and Sing Off events when accompanied by a parent.

The 2014 SAGES Annual Meeting will be held at the Salt Palace Convention Center, April 2-5.

Highlights include:

- **Hands-on courses (Endoscopic Management of Bariatric Complications, Laparoscopic and Open Bile Duct Exploration, and a Comprehensive Hands-on Review of Flexible Endoscopic Training Systems)**
- **Practice-, Career-, and Life- Changing courses (Enhanced Recovery Protocols, Career Development Symposium and PG Humanitarian Course)**
- **Didactic courses and panels co-sponsored with ALACE, ASMBS, SSAT, KSELS, CAGS, JSES, The Joint Armed Forces & EAES**
- **Numerous panels, symposia, video & scientific sessions**
- **SAGES sense of humor/humour as seen in the Presidential Debates and MIS Jeopardy**
- **Patient Safety issues are identified and highlighted throughout the program**
- **World Class Faculty**
- **Part 2 Self Assessment MOC compliant Sessions**
- **FLS and FES testing opportunities, plus the new FUSE program**
- **Top Gun and Top Gun for Kids**
- **Learning Center with new simulators & simulation scenarios**
- **SAGES Mini Medical School for high school students**
- **An Exhibit Hall that showcases the latest equipment & instruments, with a new "SPOTLIGHT ON HERNIA" area, incorporating the learning center station, posters, and industry products pertaining to hernia repairs with the related educational courses and sessions**
- **Fabulous social events**
- **Let's you should wonder, no – Salt Lake City is not a "dry" city. An advance team of SAGES explorers ascertained this already**

If you go to just one surgical meeting in 2014, this is the one! We look forward to seeing you in April.



Tonia Young-Fadok, MD, MS
Program Chair



Jeffrey Marks, MD
Program Chair

General Information



SAGES 2014
Scientific Session & Postgraduate Courses

Surgical Spring Week

Location

The Salt Palace Convention Center
100 SW Temple
Salt Lake City, UT 84101

Hosted By

Society of American Gastrointestinal and Endoscopic Surgeons (SAGES)

11300 W. Olympic Blvd., Suite 600
Los Angeles, CA 90064
Phone: 310-437-0544
Fax: 310-437-0585
Email: sagesweb@sages.org
Website: www.sages.org

Registration

11300 W. Olympic Blvd., Suite 600
Los Angeles, CA 90064
Phone: 310-437-0544, ext. 128
Fax: 310-437-0585
Email: registration@sages.org

How do I register?

Register on-line!
www.sages.org/registration/

Please register prior to the early registration deadline of **February 21, 2014** online or complete the registration forms on pages 61 & 62.

Who Should Attend:

The SAGES Annual Meeting has elements that have been specifically designed to meet the needs of practicing surgeons, surgeons-in-training, GI assistants, nurses and other allied health professionals who are interested in minimally invasive surgery and gastrointestinal endoscopy. Thorough coverage of traditional topics and presentations of "cutting edge" material can be found in this program. The SAGES Program Committee recommends that participants design their own attendance schedule based on their own personal educational objectives.

Exhibit Only Registration

For those participants only interested in attending the technical exhibits, we will offer a special Exhibits Only Pass. **This option will only be available on-site.**

You may register for an Exhibits Only Pass beginning the morning of Wednesday, April 2, 2014.

For additional information, please contact the Registrar (310) 437-0544 ext. 128.

SAGES Registration Hours

Tuesday, April 1, 2014	12:00 PM - 5:00 PM
Wednesday, April 2, 2014	6:30 AM - 6:30 PM
Thursday, April 3, 2014	6:30 AM - 5:30 PM
Friday, April 4, 2014	6:30 AM - 5:30 PM
Saturday, April 5, 2014	7:00 AM - 2:00 PM

Exhibits Hours - Dates/Times & Refreshment Breaks

Wednesday, April 2: Welcome Reception in Exhibit Hall	5:30 pm - 7:30 pm
Thursday, April 3: Brunch Break Happy (Half) Hour Break	9:30 am - 4:00 pm 9:30 am - 10:00 am 3:00 pm - 3:30 pm
Friday, April 4: Happy (Half) Hour Break	9:30 am - 4:00 pm 3:15 pm - 3:45 pm
Saturday, April 5: Free Lunch for ALL Attendees	10:00 am - 12:30 pm 11:45 am - 12:30 pm

Exhibits will take place at the Salt Lake Convention Center in Exhibit Hall A-C.

The SAGES Meeting has different registration options & pricing. See pages 61 - 62 for details.

Try the SuperPass for best value!

Register on-line at www.sages.org by the February 21, 2014 early deadline!

What Is The Military Surgical Symposium?

The Military Surgical Symposium will meet April 3-4 concurrent to SAGES in Salt Lake City. The military symposium will include all the military services (note this is not an official Department of Defense event) and will be part of the scientific and clinical sessions of the annual SAGES conference. Registration for both the SAGES conference and military symposium will be free to military personnel currently on active duty. Contact the registrar for the registration form.

See pages 26 and 38 for their program outline.

VISA Information for International Attendees

For more than 50 years, the United States of America has required visas to be issued to those wishing to study, visit, or conduct business in the U.S. While changes have been made recently to U.S. visa law, many procedures remain the same. **Most importantly, you must APPLY EARLY for a visa, as processing time has increased in some instances.** For information about obtaining a visa, please visit the following website: <http://www.unitedstatesvisas.gov>

If you need a written invitation to assist you with your visa, please email the SAGES Registrar, registration@sages.org, with your name and complete mailing address for each request.

Airport/Travel Information:

The Salt Lake Convention Center and surrounding hotels are approximately 15 minutes from the Salt Lake City International Airport (SLC). Transportation from the airport to the hotels is available via taxi, shuttle service, TRAX transit or car rental.



SAGES

Humanity, Education, Leadership, Perspective, Support

Again this year SAGES will be involved in several projects to support the community in which we host our annual meeting. This is an extraordinary way for registrants and guests to help repair the world one tiny step at a time.

This year's initiatives:



UTAH FOOD BANK

Thursday, April 3 – 1:30PM - 4:30PM
Meet at 1:15PM for Pick-Up at a location TBD
Limitation: Must be 12 years of age or older
Snacks & Water Provided
Cost: No fee

Utah Food Bank

1 in 6 Utahns, and 1 in 5 Utah Children are unsure where their next meal will come from. Come out and help the Utah Food Bank fight hunger by volunteering at their warehouse sorting food drive donations or putting together boxes to be delivered to senior citizens.

Transportation will be provided from the convention center to/from the Utah Food Bank. Please dress appropriately for the tasks at hand and wear comfortable closed toed shoes.



Friday, April 4 – 9:00AM - 3:00PM
Meet at 8:30AM for Pick-Up at a location TBD
Limitation: Must be 16 years of age or older
Lunch and "Volunteer" T-Shirt Provided
Cost: No fee

Habitat for Humanity

This organization needs no introductions. Come join us to help Habitat for Humanity eliminate poverty housing and homelessness in the county of Salt Lake City by helping to build and rehabilitate houses. Due to a mandatory safety orientation only individuals who can arrive at the build site by 9am can sign-up (unfortunately no latecomers allowed). You do not need any type of experience, knowledge or background in construction to participate. We are limited to a maximum capacity of 15 volunteers at the construction site so sign-up fast for this memorable experience!

Transportation will be provided from the convention center to/from the construction site. Please dress appropriately for the weather as you may be working inside and/or outside and wear comfortable closed toed shoes.



Saturday, April 5 – 8:00AM - 1:00PM
Limitation: Must be a High School Student
Lunch Provided
Cost: No fee

Mini-Med School Boot Camp

High school students from the Salt Lake City area and SAGES membership will have the opportunity to experience the wonderful world of medicine and minimally invasive surgery. The day is power packed with classroom lectures, tours of the Learning Center and Exhibit Hall and the Top Gun Interactive Experience. Both cognitive and skill competitions with awards and prizes will be offered. See page 49 for further details.



SAGES Recognition of Excellence Award

Log onto SAGESPAGES to learn To Whom, From Whom and Why. SAGES will announce recipients of the 2014 SAGES Recognition of Excellence Coin daily.

www.sages.org/sagespages

Save the Date!

- SAGES Scientific Session & Postgraduate Course
April 15 - 18, 2015, Gaylord Opryland Hotel, Nashville, TN
- SAGES Scientific Session & Postgraduate Course
March 16 - 19, 2016, Boston, MA
- SAGES Scientific Session & Postgraduate Course
March 22 - 25, 2017, Houston TX

SAGES 2014

Scientific Session & Postgraduate Courses



CAMP SAGES

Onsite childcare service

Give your children an exciting, entertaining experience, and bring them with you to Salt Lake City!

While you're attending meetings, your children can enjoy their own Convention Camp, organized by ACCENT on Children's Arrangements, Inc., a national company specializing in children's activities. Camp SAGES is a complete morning to early evening entertainment program packed with activities for children ages 6 months* to 17 years. *All children must be pre-registered to ensure proper staffing levels. Children participate in age-appropriate activities, including arts and crafts projects and active games, in a safe, nurturing, and educational environment.

The high ratio of caregiver to child (1:2 for children 6 months - 12 months, 1:3 for children 13 months-2 years, 1:5 for children 3-5 years, and 1:8 for children 6 - 17 years) ensures campers receive lots of personal attention.



Available hours:

The Camp SAGES will take place at the Grand America Hotel (Headquarters Hotel)

Wed - Fri, April 2 - 4: 7am - 6pm

Saturday, April 5: 7:30am - 2:30pm

Fee: \$12/hour with 3 hours minimum.

Non-refundable pre-registration fee is \$25



**Advance registration is available at sages2014.org/childcare
Non-refundable pre-registration fee is \$25**

Each session has been assigned a relevant Learning Theme(s) and appropriate Guideline(s) will be referenced. Look for more information in Final Program and/or the SAGES 2014 Meeting App.

Attention Medical Students!
SAGES is sponsoring 3 Scholarships available for medical students to travel to the SAGES meeting (up to \$2K each). Contact the registration office for details today!

SAGES will be using a cell-phone based system to handle Audience Response, Questions From the Floor, and General Meeting Announcements. **If you wish to participate, please be sure to have in Salt Lake City a cell phone capable of sending SMS text messages in the USA.**

Please contact webmaster@sages.org if you have questions or need advice.


* SPOTLIGHT ON HERNIA *

This year, SAGES will be implementing our first "Spotlight on..." series. The goal of the series is to integrate all aspects of the SAGES meeting that relate to a specific procedure, including courses and sessions, learning center stations, posters, and exhibits.

For the first in this series, SAGES has elected to * **SPOTLIGHT ON HERNIA** *. There will be a Spotlight on Hernia section of the exhibit hall, which will include exhibits/products relative to hernia procedures, the Learning Center with a station featuring hernia repair, and posters related to hernia research. This exhibition will be connected to the related * **SPOTLIGHT ON HERNIA** * courses and sessions throughout the meeting.

Be sure to look for the * SPOTLIGHT ON HERNIA * activity tag throughout the meeting program!

Patient Safety

Look for the  connotation throughout the meeting program to easily identify focused sessions and specific lectures highlighting patient safety issues.



SAGES 2014 Schedule at a Glance (as of Oct. 2013)

Program Chairs: Tonia Young-Fadok, MD, MS & Jeffrey Marks, MD

Oral & Video Sessions will take place throughout the SAGES Scientific Session (Thursday, Friday and Saturday). The exact program will be determined in November, 2013. Check the SAGES website (www.sages.org) in late December, 2013 for the exact schedule of presentations.

Wednesday, April 2

SAGES/CAGS/ERAS Full-Day Postgraduate Course: Enhanced Recovery After Surgery Pathways- How you can Optimize Perioperative Care, Improve Outcomes and Decrease Costs

SAGES/ASMBS Half-Day Postgraduate Course: Endoscopic Management of Bariatric Complications

Symposium: Career Development

SAGES/SSAT Panel: Optimizing Results of Fundoplication

SAGES Foundation Awards Luncheon

SAGES/ASMBS Half-Day Hands-On Course: Endoscopic Management of Bariatric Complications

Panel: Getting Your Video Accepted

Panel: POEM

Panel: Reoperative Pelvic Surgery, Benign and Malignant – What is the Big Deal?

Panel: FUSE, Fire and Fiasco – OR Safety 101

Panel: Product Development – Innovations for Patients Benefits

Updates in Benign CRS Panel

Exhibits Opening Welcome Reception 5:30pm - 7:30pm

Thursday, April 3

Exhibits/Posters/Learning Center open 9:30am - 4:00pm

Full-Day Military Surgical Symposium

Half-Day Postgraduate Course: Common Bile Duct (CBD) Stones

Half-Day Postgraduate Course: Ventral Hernia Repair – Technical Considerations and Strategies for Success

Hepato-Pancreato-Biliary Panel

NOSCART™ Symposium – Advances in Natural Orifice Surgery

Karl Storz Lecture – David Williams, MD

Educator's Luncheon – “Optimizing Simulation and Technology in Graduate Surgical Education: State of the Art 2014”

Postgraduate Video-based Course: Ventral Hernia Repair – Technical Considerations in Challenging Scenarios

Half-Day Hands-On Course: CBD Stones

Half-Day Didactic and Hands-On Course: Flexible Endoscopy – Train the Trainers

Symposium: Ethics of Innovation

SAGES/KSELS Panel: Gastric Cancer

Current Management of Rectal Cancer Panel

Industry Education Symposia

Friday, April 4

SAGES Scientific Sessions

Exhibits/Posters/Learning Center open 9:30am - 4:00pm

Full-Day Military Surgical Symposium

SAGES/JSES Panel: Endoscopic Submucosal Dissection – When Will We Catch Up With Our Japanese Colleagues?

Presidential Address – Gerald Fried, MD

Gerald Marks Lecture – Amitai Ziv, MD

Fellowship Council Luncheon – “Strategies for Overcoming the Financial Challenges Facing the Fellowship Council”

Postgraduate Course: Humanitarian

The Great Presidential Debates of 2014

Panel: Emerging Frontiers in Simulation – Based Surgical Education

SAGES/ALACE Panel: Evolution and Clinical Applications of Minimal Access Surgery in Latin America

Panel: MIS Jeopardy

Session: Emerging Technology

Panel: MIS for Acute Care Surgeons

SAGES/EAES Panel: Benign Foregut – Opinions and Evidence in the Management of Benign Esophageal Disorders

Resident/Fellow Scientific Session

Meet the Leadership Reception

Main Event - SAGES Gala & Sing-Off

Saturday, April 5

SAGES Scientific Sessions

Exhibits/Posters/Learning Center open 10:00am - 12:30pm

Panel: Bariatric Complications for the non-Bariatric Surgeon

Panel: Why Haven't Conversion Rates Improved?

SAGES General Business Meeting

FREE Lunch in Exhibit Hall for all SAGES Meeting

Attendees

11:45am - 12:30pm

SAGES Goes Green!

In our continuing effort to support the environment, you will see less paper at the SAGES 2014 Annual Meeting. The printed Final Program will include the regular schedule and course/panel outlines only. Electronic copies of all the abstracts and digital posters will be available on-line for all attendees and in the SAGES 2014 Meeting App.

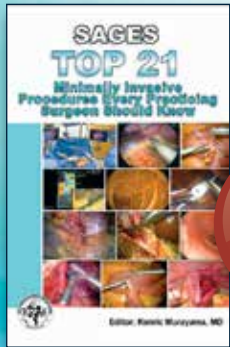
Go to sages2014.org for more information.



SAGES

SAGES TOP 21 PROCEDURES EVERY PRACTICING SURGEON SHOULD KNOW

SAGES Top 21 contains video-based training on the most common minimally invasive procedures performed by general surgeons, as determined by the SAGES Educational Resources Committee. Purchase of DVD also includes online access to content.




**Product ID:
MS1108**

**\$280
MEMBER
PRICE**

- | | |
|--|---|
| 1: Upper Endoscopy | 12: Laparoscopic Right Hemicolectomy & Appendectomy |
| 2: Colonoscopy | 13: Laparoscopic Sigmoid Colectomy/
Low Anterior Resection |
| 3: Laparoscopic Cholecystectomy | 14: Laparoscopic Roux-en-Y Gastric Bypass |
| 4: Laparoscopic CBDE | 15: Laparoscopic Adjustable Gastric Band |
| 5: Laparoscopic Nissen Fundoplication | 16: Laparoscopic Ultrasound |
| 6: Laparoscopic Paraesophageal Hernia Repair | 17: Laparoscopic Distal Pancreatectomy |
| 7: Laparoscopic Heller Myotomy | 18: Laparoscopic Liver Biopsy and Resection |
| 8: Laparoscopic Inguinal Hernia Repair | 19: Laparoscopic Esophagectomy |
| 9: Laparoscopic Ventral Hernia Repair | 20: Laparoscopic Gastric Resection |
| 10: Laparoscopic Splenectomy | 21: Laparoscopic Treatment Of Peptic Ulcer Disease |
| 11: Laparoscopic Adrenalectomy | |

SAGES PEARLS SERIES

**\$195
EACH**



SAGES Pearls provide step-by-step instruction by one or more expert laparoscopic surgeons on the following topics. The content also includes specially-prepared commentaries.

- | | |
|---|--------|
| • Laparoscopic Nissen Fundoplication | MS1109 |
| • Laparoscopic Roux-en-Y Gastric Bypass | MS1110 |
| • Laparoscopic Sigmoid Colectomy | MS1111 |
| • Laparoscopic Right Hemicolectomy | MS1112 |
| • Laparoscopic Inguinal Hernia Repair | MS1214 |
| • Laparoscopic Incisional Hernia Repair | MS1215 |

Coming Soon!

- Laparoscopic Adrenalectomy
- Laparoscopic Cholecystectomy
- Laparoscopic Sleeve Gastrectomy
- Laparoscopic Splenectomy

SAGES PATIENT INFORMATION BROCHURES

Patient information brochures developed by The SAGES Educational Resources Committee assist surgeons in preparing their patients for surgery. Brochures are 8 pages and feature full color illustrations. Patient information brochures are available for the following topics:

- | | |
|--|---|
| <ul style="list-style-type: none"> • Colonoscopy • Upper Endoscopy • Flexible Sigmoidoscopy • Laparoscopic Spine Surgery • Diagnostic Laparoscopy • ERCP • Laparoscopic Anti-Reflux Surgery • Laparoscopic Colon Resection | <ul style="list-style-type: none"> • Laparoscopic Inguinal Hernia Repair • Laparoscopic Surgery for Severe Obesity • Laparoscopic Ventral Hernia Repair • Laparoscopic Adrenal Gland Removal • Laparoscopic Gall Bladder Removal • Laparoscopic Spleen Removal • Laparoscopic Appendectomy |
|--|---|

**\$1.30
each*
MEMBER
PRICE**



*Discount available for purchasing 150 or more.

Ciné-Med®

127 Main Street North, Woodbury, CT 06798

Order Today!

Call 800.515.1542 or 203.263.0006
or Visit Our Website at: www.Cine-Med.com




SAGES 2013 Exhibitors

SAGES 2014

Scientific Session & Postgraduate Courses

3-Dmed	Ecolab	Metabolic and Bariatric Surgery Accreditation and Quality Improvement Program (MBSAQIP)	Sometech, Inc.
ACell, Inc.	Education Management Solutions (EMS)	Methodist Institute for Technology Innovation and Education (MITIE)	Springer
Aesculap, Inc.	Eizo Nanao Technologies Inc.	Microline Surgical	Stryker Endoscopy
Allergan	Elsevier	Mimic Technologies	SubQ IT! / Opus KSD
Apollo Endosurgery	Encision, Inc.	Minimally Invasive Devices, Inc.	Sumitomo Bakelite Co., Ltd. (Japan)
Applied Medical	Endochoice	Ministry Health Care	Surgical Innovations
Army Medical Recruiting	EndoEvolution	NeoSurgical Inc.	Surgical Science
Artisan Medical	EndoGastric Solutions	New Wave Surgical	SurgiQuest, Inc.
Automated Medical Products	EndoStim	Niti-On Co., Ltd.	Suture Ease, LLC
Bariatric Corporation	EnteroMedics	Novadaq Technologies	Teleflex
Bariatric Solutions GmbH	Ethicon Endo-Surgery	NovaTract Surgical, Inc.	Torax Medical
Bariatric Times	Flared Medical	OBP Medical	TransEnterix
Baxter Healthcare Corporation	General Surgery News	Olive Medical	Tuebingen Scientific Medical GmbH
Boston Scientific	Genicon	Olympus America Inc.	UC San Diego Center for the Future of Surgery
Calmoseptine, Inc.	Gore & Associates	Pare' Surgical	USF Health Center for Advanced Medical Learning and Simulation
Cambridge Endoscopic Devices, Inc.	Hirata Precisions Co., Ltd.	Practice Partners in Healthcare	Vectec
CareFusion	HRA Healthcare Research & Analytics	Practis, Inc.	Velmed, Inc.
CarePlus Management	Integra	Retraction Limited	Visionsense, Inc.
Cercore	Intuitive Surgical, Inc.	Richard Wolf Medical Instruments	Vii Medical, Inc.
Cine-Med, Inc.	Karl Storz Endoscopy	Salix Pharmaceuticals, Inc.	Xodus Medical, Inc.
Cleveland Clinic, cSite	Lexion Medical	Sandhill Scientific	
ConMed	LifeCell	Silex Medical, LLC	
Cook Medical	Lippincott, Williams & Wilkins	Simbionix USA Corporation	
CooperSurgical	Market Access Partners	Simulated Surgical Systems, LLC	
Covidien	Mayo Clinic Referring Physician Office		
CRH Medical Corporation	Mederi Therapeutics Inc.		
Crospon	Medigus Ltd.		
Cubist Pharmaceuticals, Inc.			
Daval Inc., A Bard Company			

Unique Features of the 2014 SAGES Meeting

- » **Casual attire – Leave your ties and button down shirts at home. Order a SAGES polo.**
 - » **Learn essentials regarding Foregut Surgery, Colorectal Benign and Malignant Disease management, Emerging Endoscopic Techniques (POEM), and the Ethics of Innovation**
 - » **Attend comprehensive postgraduate courses dedicated to the basic tenets to treat Common Duct Stones, Management of Bariatric Complications, Complex Ventral Hernia Repairs, and Enhanced Recovery Pathways**
 - » **Enjoy a Collaborative Conference with our Joint Armed Forces colleagues**
 - » **SAGES Humanitarian Postgraduate Course**
 - » **Patient Safety issues are identified and highlighted with  in focused sessions and specific lectures**
 - » **Attend Joint sessions with ALACE, ASMBS, CAGS, EAES, JSES, KSELS & SSAT**
 - » **Heckle previous Presidents as they debate current topics**
 - » **Enjoy the New * SPOTLIGHT ON HERNIA * Area with learning center stations, posters, and industry products related to hernia repairs all in one spot!**
 - » **Check out your medical colleagues' "fund of knowledge" at the MIS Jeopardy session**
 - » **Relax at the Exhibit Hall Oasis for informal gatherings and re-charge your electronic devices!**
 - » **Gala and Sing-Off at "The Depot"**
 - » **iOs + Android App!**
 - » **Bring the family. Child care, mini med school for high school students; and Top Gun for Kids**
 - » **Come before the meeting starts or stay a couple days after the meeting to enjoy the snow and ski slopes**
- P.S. What is not unique is that food and alcoholic beverages will be plentiful, as always, at the SAGES Gala event**

The entire 2014 meeting has been designated for Self-Assessment CME Credit, applicable to Part 2 of the American Board of Surgery (ABS) Maintenance of Certification (MOC) Program. In order to claim Self-Assessment credit, attendees must participate in a post meeting quiz

SAGES 2014 Meeting Leaders



Program Chairs:



Jeffrey M. Marks, MD



Tonia M. Young-Fadok, MD, MS

SAGES Board of Governors Executive Committee



President: Gerald M. Fried, MD

**President-Elect:
L. Michael Brunt, MD**

**1st Vice President:
Brian J. Dunkin, MD**

**2nd Vice President:
Adrian Park, MD**

**Secretary:
Tonia Young-Fadok, MD, MS**

Treasurer: Daniel J. Scott, MD

**Immediate Past President:
* W. Scott Melvin, MD**

2014 Course Chairs & Unit Coordinators

CME Czars:

Chair: John T. Paige, MD

Co-Chair: Elisabeth C. McLemore, MD

Equipment Czars:

Chair: Brian R. Smith, MD

Co-Chair: Benjamin K. Poulouse, MD

Learning Center:

Chair: S. Scott Davis, Jr, MD

Co-Chair: Matthew I. Goldblatt, MD

Posters:

Chair: Garth R. Jacobsen, MD

Co-Chair: Danielle S. Walsh, MD

Video:

Chair: Jon C. Gould, MD

Co-Chair: Melissa S. Phillips, MD

Postgraduate Course: CBD Stones

Chair: Joseph B. Petelin, MD

Co-Chair: Brian J. Dunkin, MD

Postgraduate Course: SAGES/CAGS/ ERAS – Enhanced Recovery After Surgery Pathways

Chair: Olle Ljungqvist, MD, PhD

Co-Chair: Liane S. Feldman, MD

Postgraduate Video-based

**Course: Ventral Hernia Repair –
Challenging Scenarios**

Chair: Kristi Lee Harold, MD

Co-Chair: Yuri Novitsky, MD

Postgraduate Course: Ventral Hernia Repair Challenging Scenarios

Chair: Brent D. Matthews, MD

Co-Chair: Kent W. Kercher, MD

Postgraduate Course: SAGES/ASMBS – Endoscopic Management of Bariatric Complications

Chair: Natan Zundel, MD

Co-Chair: Jeffrey W. Hazey, MD

Postgraduate Course: Humanitarian

Chair: Adrian Park, MD

Co-Chair: Raymond R. Price, MD

Didactic and Hands-On Course: Flexible Endoscopy – Train the Trainers

Chair: Thadeus L. Trus, MD

Co-Chair: E. Matthew Ritter, MD

Hands-On Course: CBD Stones

Chair: Eric Steven Hungness, MD

Co-Chair: Mark J. Watson, MD

Hands-On Course: SAGES/ASMBS – Endoscopic Management of Bariatric Complications

Chair: Dean J. Mikami, MD

Co-Chair: Eric Mark Pauli, MD

Fellowship Council Luncheon

Chair: Samer G. Mattar, MD

Co-Chair: Bruce D. Schirmer, MD

Educator's Luncheon

Chair: John D. Mellinger, MD

Co-Chair: Brent D. Matthews, MD

Members of the Board

Horacio Asbun, MD

Fredrick Brody, MD, MBA

Jo Buyske, MD *

Robert Fanelli, MD

Tim Farrell, MD

Liane Feldman, MD

Daniel Herron, MD

Santiago Horgan, MD

Matthew Hutter, MD

Gretchen Purcell Jackson, MD, PhD

Daniel Jones, MD, MS

Leena Khaitan, MD

Eli Lerner, MD

Jeffrey Marks, MD

Brent Matthews, MD

John Mellinger, MD

Kenric Murayama, MD

Dmitry Oleynikov, MD

Aurora Pryor, MD

Raul Rosenthal, MD

Bruce Schirmer, MD *

Christopher Schlachta, MD

Steven Schwaitzberg, MD *

C. Daniel Smith, MD *

Nathaniel Soper, MD *

Mark Talamini, MD *

Thadeus Trus, MD

Natan Zundel, MD

* = Past President

SAGES Program Committee

Chair: Daniel M. Herron, MD

Co-Chair: Jon Gould, MD

Mehran Anvari, MD

Juan Barajas-Gamboa, MD

Simon Bergman, MD

James Bittner, MD

Steven Bowers, MD

Fredrick Brody, MD, MBA

Michael Edye, MD

Edward Felix, MD

Matthew Goldblatt, MD

Carroll Harmon, MD

Michael Holzman, MD

Santiago Horgan, MD

Gretchen Purcell Jackson, MD, PhD

Daniel Jones, MD, MS

Kosar Khwaja, MD

Marina Kurian, MD

Robert Lim, MD

Samaad Malik, MD

Jeffrey Marks, MD

Brent Matthews, MD

Stephen McNatt, MD

W. Scott Melvin, MD

Sumeet Mittal, MD

Jonathan Myers, MD

John Paige, MD

Edward Phillips, MD

Aurora Pryor, MD

Archana Ramaswamy, MD

William Richardson, MD

Sharona Ross, MD

Christopher Schlachta, MD

Daniel Scott, MD

Don Selzer, MD

Ali Tavakkoli, MD

Carl Westcott, MD

Manabu Yamamoto, MD, PhD

Tonia Young-Fadok, MD, MS

Natan Zundel, MD

SAGES 2014

Scientific Session & Postgraduate Courses



SAGES 2014 Meeting Leaders

SAGES Panel/Session/Symposium/Debates Chairs/Co-Chairs:

Bariatric Complications for the non-Bariatric Surgeon Panel:

Chair: Ninh Tuan Nguyen, MD
Co-Chairs: Matthew I. Goldblatt, MD

Emerging Frontiers in Simulation-Based Surgical Education Panel:

Chair: Steven D. Schwaitzberg, MD
Co-Chair: Suvranu De, Sc.D.

FUSE, Fire and Fiasco – OR Safety 101 Panel:

Chair: Pascal R. Fuchshuber, MD
Co-Chairs: Anne O. Lidor, MD and Daniel Bougere Jones, MD

Getting Your Video Accepted Panel:

Chair: Jon C. Gould, MD
Co-Chair: Sharona B. Ross, MD

MIS for Acute Care Surgeons Panel:

Chair: Kosar A. Khwaja, MD
Co-Chair: Garth R. Jacobsen, MD

MIS Jeopardy Panel:

Chair: Frederick L. Greene, MD
Co-Chair: Richard Larry Whelan, MD

Optimizing Results of Fundoplication Panel:

Chair: Ralph W. Aye, MD
Co-Chair: John Hunter, MD

POEM Panel:

Chair: Kevin M. Reavis, MD
Co-Chair: Haruhiro Inoue, MD

Product Development – Innovations for Patients Benefits Panel:

Chair: Raymond P. Onders, MD
Co-Chair: David W. Rattner, MD

Reoperative Pelvic Surgery, Benign and Malignant Panel:

Chair: Alessandro Fichera, MD
Co-Chair: Sharon L. Stein, MD

Hepato-Pancreato-Biliary Panel:

Chair: Horacio J. Asbun, MD
Co-Chair: Rohan Jeyarajah, MD

SAGES/ALACE Panel: Evolution and Clinical Applications of Minimal Access Surgery in Latin America

Chair: Alonso Alvarado, MD
Co-Chair: Eduardo Moreno-Paquentin, MD

Current Management of Rectal Cancer Panel:

Chair: David Etzioni, MD
Co-Chair: George J. Chang, MD

SAGES/EAES Panel: Benign Foregut – Opinions and Evidence in the Management of Benign Esophageal Disorders

Chair: Marco G. Patti, MD
Co-Chair: Eduardo Targarona, MD

Updates in Benign CRS Panel:

Chair: Mark H. Whiteford, MD
Co-Chair: Conor Delaney, MD, PhD

SAGES/JSES Panel: Endoscopic Submucosal Dissection (ESD) – When Will We Catch Up With Our Japanese Colleagues?

Chair: Manabu Yamamoto, MD, PhD
Co-Chair: Lee L. Swanstrom, MD

SAGES/KSELS Panel: Gastric Cancer

Chair: Ho-Seong Han, MD
Co-Chair: Jose M. Martinez, MD

Why Haven't Conversion Rates Improved? Panel:

Chair: Ali Tavakkoli, MD
Co-Chair: Elisabeth C. Mclemore, MD

Emerging Technology Session:

Chair: Matthew M. Hutter, MD
Co-Chair: Dmitry Oleynikov, MD

Resident/Fellow Scientific Session:

Chair: Vanessa N. Palter, MD
Co-Chair: Linda P. Zhang, MD

Career Development Symposium:

Chair: Aurora Dawn Pryor, MD
Co-Chair: Karen D. Horvath, MD

Ethics of Innovation Symposium:

Chair: Phillip P. Shadduck, MD
Co-Chairs: Robert D. Fanelli, MD and Steven C. Stain, MD

NOSCAR™ Symposium – Advances in Natural Orifice Surgery

Chair: Daniel J. Scott, MD
Co-Chair: Michael L. Kochman, MD

The Great Presidential Debates of 2014:

Chair: Jeffrey M. Marks, MD
Co-Chair: Tonia M. Young-Fadok, MD, MS

SAGES Accreditation

Accreditation: The Society of American Gastrointestinal and Endoscopic Surgeons (SAGES) is accredited by the Accreditation Council for Continuing Medical Education (ACCME) to sponsor Continuing Medical Education for physicians.

The Society of American Gastrointestinal and Endoscopic Surgeons (SAGES) designates this live activity for a maximum of **31.25 AMA PRA Category 1 Credits™**. Physicians should claim only the credit commensurate with the extent of their participation in the activity.

Self-Assessment CME Credit, Part 2 of the American Board of Surgery (ABS) Maintenance of Certification (MOC) Program

This activity has also been designated as Self-Assessment CME credit, applicable to Part 2 of the ABS MOC program. In order to claim Self-Assessment credit, attendees must participate in a post meeting quiz. For additional information on the ABS MOC program and its requirements, visit the ABS website at: <http://home.absurgery.org/default.jsp?exam-moc>.

FES & FLS Testing

Wed. April 2 - Fri. April 4, 2014

For more details or to schedule your test:

Fundamentals of Endoscopic Surgery™
fes@sages.org

Fundamentals of Laparoscopic Surgery™
fls@sages.org

SAGES 2014

Scientific Session & Postgraduate Courses

Wednesday, April 2, 2014

7:30 AM - 11:45 AM and 1:30 PM - 5:30 PM

*Included in Registration SuperPass (Option A) or Registration Option B



SAGES 2014

Scientific Session & Postgraduate Courses



SAGES/CAGS/ERAS Enhanced Recovery Postgraduate Course: Enhanced Recovery After Surgery Pathways – How You Can Optimize Perioperative Care, Improve Outcomes and Decrease Costs

Session Chair: Olle Ljungqvist, MD, PhD; Session Co-Chair: Liane S. Feldman, MD



SESSION DESCRIPTION

You are providing state-of-the-art minimally invasive surgery for your patients. But is your perioperative care meeting the same standards? What is keeping your patients in the hospital and impeding their return to their baseline performance and function? Recent guidelines identify over twenty evidence-based interventions spanning the entire perioperative period that reduce surgical stress, improve functional and physiologic recovery and reduce morbidity, allowing for short or ultrashort hospital stays and decreasing costs. Enhanced Recovery Pathways (ERPs) are standardized, coordinated, multidisciplinary perioperative care plans that incorporate these multiple interventions into a package. The ERP approach challenges surgical traditions for which there is a lack of evidence and that may in fact impair recovery, such as routine preoperative fasting, bowel preparation, and the prolonged use of drains and tubes. The evidence for the benefits of ERPs in decreasing length of stay and morbidity is strongest in colorectal surgery but there is emerging evidence in other areas, including upper GI and hepatobiliary surgery. This full day post-graduate course will introduce the ERP concept, review the evidence-base for the building blocks of an ERP program, and provide practical advice from experts to kick-start your own program.

It is strongly encouraged to attend the course as a team including anesthesiology and nursing, and ideally administration, in order to begin to integrate these approaches and optimize patient care. Multidisciplinary teams attending the course may be able to participate in a pilot implementation project providing mentorship to aid in adoption of an ERP program.

SESSION OBJECTIVES

At the conclusion of this session, participants will be able to:

- Recognize individual elements that are parts of ERP programs
- Identify components of traditional perioperative care that are not beneficial and may even cause harm
- Apply best practices for perioperative care after various types of digestive surgery
- List the steps required to implement an ERP program for various types of digestive surgery
- Understand challenges and barriers in implementing an ERP program
- List the benefits of ERP programs in colorectal surgery identified in meta-analyses
- Describe the cost impact of ERP programs

ACTIVITY OUTLINE

Time	Presentation Title	Faculty Name
7:30AM	Welcoming Remarks	Liane Feldman, MD Olle Ljungqvist, MD, PhD
7:35AM	ERP, a Paradigm Shift for Perioperative Care: Overview from the Pioneer	Henrik Kehlet, MD
The Science of ERP Part I: Building Blocks For Your Program		Moderator: Liane Feldman, MD
8:05AM	Preoperative Preparation: The Program Starts Now! Getting The Patients On Board And In Shape	Liane Feldman, MD
8:25AM	Why are your Patients Still "NPO After Midnight"? Let's Give Them Carbohydrate Drinks Instead!	Olle Ljungqvist, MD, PhD
8:45AM	Bowel Preparation: Never, Always or Sometimes?	Dieter Hahnloser, MD
9:00AM	Preoperative Medical Optimization	Thomas Robinson, MD
9:15AM	Questions/Discussion	Panel
9:30AM	Break	
The Science of ERP Part II: Building Blocks For Your Program		Moderator: Conor Delaney, MD, PhD
9:45AM	The Role of the Anesthesiologist in Reducing Surgical Stress and Improving Recovery	Franco Carli, MD
10:05AM	Fluid Management: Do You Know if You're Giving too Much or too Little?	Allan Okrainec, MD
10:20AM	I'm Already Doing Laparoscopic Surgery – Why Should I Add an ERP?	John Monson, MD
10:35AM	Postoperative ileus: Necessary Evil or Avoidable?	Bradley Champagne, MD
10:50AM	Multimodal Pain Management Strategies: How Can We Do Better?	Kyle Cologne, MD
11:05AM	Early Nutrition and Early Mobilization: Why They're Important and How to Make it Happen	Tonia Young-Fadok, MD, MS
11:20AM	Management of Tubes, Drains, Catheters: Do We Need All That Stuff?	William Richardson, MD
11:35AM	Questions/Discussion	Panel
11:45AM	Lunch Break	



SAGES 2014

Scientific Session & Postgraduate Courses

Wednesday, April 2, 2014

SAGES/CAGS/ERAS Enhanced Recovery Postgraduate Course: (continued)

ERP: It's Not Just for Colorectal Surgery Anymore!		Moderator: Olle Ljungqvist, MD, PhD
1:30PM	Clinical Effectiveness of ERPs: Reviewing the Evidence	Henrik Kehlet, MD
1:50PM	Making the 23-Hour Colectomy a Reality	Conor Delaney, MD, PhD
2:05PM	ERPs in Bariatric Surgery: The 23-hour Sleeve Gastrectomy	Rajesh Aggarwal MD
2:20PM	My ERP for Upper GI Surgery: Esophagectomy, Gastrectomy	Lorenzo Ferri, MD
2:35PM	My ERP For Hepatobiliary Surgery: Liver and Pancreas	Nicolas Demartines, MD
2:50PM	Getting Your Team Together and Reaching Consensus: Overcoming the Obstacles	Julie Thacker, MD
3:05PM	Making the Business Case for Your ERP Program: Spending Money to Save Money?	Anthony Senagore, MD
3:20PM	Questions/Discussion	Panel
3:40PM	Break	
ERP implementation: tips for success from around the world		Moderator: Anthony Senagore, MD
4:00PM	The Role of the Nurse	Debbie Watson, RN
4:15PM	The ERAS Society and the Interactive Audit System	Olle Ljungqvist, MD, PhD
4:30PM	Implementation of ERP at a US Center	Anthony Senagore, MD
4:45PM	Implementation of ERPs in a Swiss Centers	Nicolas Demartines, MD
5:00PM	The View from a Department Chair	Gerald Fried, MD
5:15PM	Questions/Discussion	Panel

7:30 AM - 11:45 AM

*Included in Registration SuperPass (Option A) or Registration Option B

SAGES/ASMBS Postgraduate Course: Endoscopic Management of Bariatric Complications

Session Chair: Natan Zundel, MD; Session Co-Chair: Jeffrey W. Hazey, MD



SESSION DESCRIPTION

This session is for bariatric surgeons who routinely perform a variety of bariatric procedures and wish to update their endoscopic skills to manage complications that are unique to bariatric procedures. These complications may occur acutely at the time of the procedure (intra-op) or within days. Additionally, unique chronic complications may be addressed endoscopically remote from the date of the procedure.

SESSION OBJECTIVES

At the conclusion of this session, participants will be able to:

- Recognize and diagnose bariatric complications that may be safely treated endoscopically
- Identify which complications may be safely treated endoscopically
- Distinguish which endoscopic procedures would require referral to a practitioner with the endoscopic skills to safely and successfully treat the complication

ACTIVITY OUTLINE

Time	Presentation Title	Faculty Name
7:30AM	Endoscopic "Normal" Anatomy After Different Bariatric Procedures	Bipan Chand, MD
7:50AM	Acute Complications: Endoscopic Management of Bleeding – Staple Line and Anastomotic	Thadeus Trus, MD
8:10AM	Acute Complications: Endoscopic treatment of Leaks after Bariatric Surgery	Manoel Galvao Neto, MD
8:30AM	Chronic Complications: Endoscopic Treatment for Strictures	Natan Zundel, MD
8:50AM	Chronic Complications: Fistula – Glue, Stents, Septotomies	Joseberg Campos, MD
9:10AM	Endoscopic Treatment of Cholelithiasis, Choledocolitiasis after Bariatric Surgery	Jeffrey Hazey, MD
9:30AM	Break	
9:45AM	How to Access the Gastric Remnant for Management of CBD Stones – Endoscopically and Surgically	Samuel Szomstein, MD
10:05AM	Diagnose and Endoscopic Removal of Gastric Band Erosion	Erik Wilson, MD
10:25AM	Weight Re-gain: Pouch Reduction/Stoma Re-sizing	Nicole Pena, MD
10:45AM	Impactions, Bezoars, Marginal Ulcers	Dean Mikami, MD
11:05AM	When to Stop Endoscopic Management and Go to the OR	Ninh Nguyen, MD
11:25AM	Discussion	

Wednesday, April 2, 2014

7:30 AM - 11:45 AM

*Included in Registration SuperPass (Option A) or Registration Option B



SAGES 2014

Scientific Session & Postgraduate Courses

Career Development Symposium

Session Chair: Aurora Dawn Pryor, MD; Session Co-Chair: Karen D. Horvath, MD

SESSION DESCRIPTION

This symposium will be geared toward medical students, residents, fellows and junior faculty. It will provide the tools for planning a path to succeed in academic practice. The symposium addresses finding a job, how to negotiate for your position and how to position oneself up for promotion and career advancement. Grant writing, manuscript preparation and speaking will also be addressed.

SESSION OBJECTIVES

At the conclusion of this session, participants will be able to:

- Delineate promotion criteria and assess how to prioritize for success
- Effectively identify and negotiate for an academic position
- Plan, implement, fund, publish and present research
- Organize personal life to obtain balance and avoid burnout

ACTIVITY OUTLINE

Time	Presentation Title	Faculty Name
7:30AM	Introduction	Aurora Pryor, MD Karen Horvath, MD
Session I – Research and Grants		
7:40AM	Designing and Implementing a Research Study	Brent Matthews, MD
7:52AM	Applying for Grants and The Grant Review Process	Melina Vassiliou, MD
8:04AM	A Primer on Funding Sources	Dimitrios Stefanidis, MD, PhD
8:16AM	Partnering with Industry - the Good, the Bad and the Ugly	Steve Eubanks, MD
8:28AM	Panel Discussion	Session I Faculty
8:45AM	Break	
Session II – The Art of Scholarly Presentations		
9:00AM	How to Give a Good Talk	Ray Onders, MD
9:12AM	Constructing a Scientific Manuscript	David Urbach, MD
9:24AM	Where Should I Submit My Manuscript/What Happens After I Submit?	Benjamin Poulouse, MD
9:36AM	How Do I Review a Paper?	Carla Pugh, MD, PhD
9:48AM	Panel Discussion	Session II Faculty
10:00AM	Break	
Session III– Promotion, Advancement & Sanity		
10:15AM	What Do I Look For in a New Hire?	William Richards, MD
10:27AM	The Foundation of Effective Negotiations	Mark Talamini, MD
10:39AM	The Promotion & Tenure Process	Mark Callery, MD
10:51AM	Balancing Career with Family and Personal Life	Kevin Reavis, MD
11:03AM	Avoiding Burnout	Jo Buyske, MD
11:15AM	Panel Discussion	Session III Faculty

Try the SuperPass (Registration Option A)
for best discount value!

Register on-line at www.sages.org by the February 21, 2014 early deadline!



Wednesday, April 2, 2014

9:30 AM - 11:45 AM

*Included in Registration SuperPass (Option A) or Registration Option B



SAGES/SSAT Panel: Optimizing Results of Fundoplication

Session Chair: Ralph W. Aye, MD; Session Co-Chair: John Hunter, MD



SESSION DESCRIPTION



It is estimated that up to 40% of the U.S. population suffers from GERD, yet less than 1% undergo antireflux surgery, despite the fact that 30-40% of those on daily PPI use having incomplete relief of symptoms. In part this reluctance stems from the perception by patients and referring physicians that surgery is associated with unacceptable side effects and complications and that it does not last. It is up to surgeons to regain their confidence through skillful patient selection, rigorous technique, and comprehensive support of their patients. This session is intended for surgeons wanting to take their antireflux practice from average to expert.

SESSION OBJECTIVES

At the conclusion of this session, participants will be able to:

- Identify pitfalls and develop increased sophistication in the selection of appropriate candidates for antireflux surgery
- Develop tools for postoperative management that lead to higher patient satisfaction
- Articulate the critical technical components of an expertly performed antireflux operation and elucidate the intraoperative obstacles, judgments and refinements that lead to excellent results and improved safety in antireflux surgery
- Recognize tools for identifying possible short esophagus preoperatively
- Describe the options for intraoperative assessment and management of short esophagus
- Differentiate the anatomic components of the gastroesophageal junction as a foundation for improving surgical technique
- Identify approaches for closing the esophageal hiatus safely and effectively
- Develop techniques for overcoming the obstacles to success in closing the esophageal hiatus
- Articulate the reasons referring physicians are hesitant to consider referring patients for antireflux surgery and develop approaches for building their trust

ACTIVITY OUTLINE

Time	Presentation Title	Faculty Name
9:30AM	Anatomy of the Antireflux Barrier	Brian Louie, MD
9:45AM	 Proper Patient Selection, Work-Up, and Perioperative Management – From Perfect Patient To Reality	Jeffrey Peters, MD
10:00AM	Management of the “Short Esophagus”	Blair Jobe, MD
10:15AM	Difficult Diaphragmatic Closure	Brant Oelschlager, MD
10:30AM	 How to go from Learning Curve to Expert in the Technique of Fundoplication	Steven P. Bowers, MD
10:45AM	What does a Gastroenterologist Need to Know to Refer a Patient for Fundoplication?	Stuart Spechler, MD
11:00AM	Diagnosis and Management of GERD in Pediatric Patients: Different from Adult GERD?	Gretchen Purcell Jackson, MD, PhD
11:15AM	Panel Discussion/Questions and Answers	All Faculty

To fully comply with ACCME regulations, all SAGES Meeting attendees must have their badge scanned before entering any course or session room in order to receive CME credit for that event.

SAGES 2014 Scientific Session & Postgraduate Courses

Wednesday, April 2, 2014

12:00 PM - 1:30 PM

*Separate Fee Applies

The 8th Annual SAGES Foundation Awards Luncheon

SAGES does not offer CME for this session

This annual ticketed event celebrates and honors distinguished leaders in minimally invasive surgery. Proceeds benefit the SAGES Foundation and its mission to advance endoscopic laparoscopic and emerging minimal access surgical methods and patient care. The 2014 Awards Luncheon features awards and research grants presented to outstanding surgeons and educators for their work in minimally invasive surgery and raises funds to keep patient safety and surgical innovation in the forefront.



SAGES 2014

Scientific Session & Postgraduate Courses

The Following Awards Will Be Presented:

- **SAGES Career Development Award & Research Grant Awards**
- **SAGES Young Researcher Award**
- **SAGES Researcher in Training Award**
- **SAGES IRCAD Traveling Fellowship Award**
SAGES acknowledges a generous grant in support of this award from Karl Storz Endoscopy
- **SAGES Brandeis Awards (2 recipients)**
SAGES acknowledges a generous grant in support of one award from the SAGES Foundation
- **SAGES Foundation: Margrét Oddsdóttir Traveling Fellowship Award**
- **SAGES Foundation: Gerald Marks Rectal Cancer Award**
- **SAGES Foundation: Excellence in Medical Leadership Award**
Generously funded through an unrestricted educational grant from W.L. Gore & Associates
- **SAGES Foundation: Jeffrey L. Ponsky Master Educator in Endoscopy Award**
- **Arnold P. Gold Foundation: SAGES Award for Clinical Excellence and Humanism in Medicine**
SAGES acknowledges a generous grant in support of this award from the Arnold P. Gold Foundation
- **SAGES International Ambassador Award**
- **SAGES Pioneer in Surgical Endoscopy Award**
- **SAGES Distinguished Service Award**
- **SAGES Berci Lifetime Achievement Award**

How to RSVP: To become an event sponsor, purchase individual tickets, tables, or virtual ads, please contact the Foundation office at (310) 437-0544 ext. 113 or foundation@sages.org. Individual tickets \$150 each and tables of ten are available for \$1,275. Since this event benefits the SAGES Foundation, a portion of your purchase is tax-deductible to the extent permitted by law.

Some of Our SAGES 2013 Winners





Wednesday, April 2, 2014

1:30 PM - 5:30 PM

*Separate Fee Applies

SAGES/ASMBS Hands-On Course: Endoscopic Management of Bariatric Complications

Session Chair: Dean J. Mikami, MD; Session Co-Chair: Eric Mark Pauli, MD



SESSION DESCRIPTION:

The hands on portion of the endolumenal management of bariatric complications post graduate course will focus on the technical aspects of advanced endoscopy which will include endolumenal stenting, endolumenal suturing, balloon dilatation, endoscopic clipping and confocal microscopy.

SESSION OBJECTIVES

At the conclusion of this session, participants will be able to:

- Identify when advanced endoscopic techniques could be used to help diagnose or treat a bariatric complication (Endolumenal suturing, stenting, balloon dilatation, endoscopic clipping, confocal microscopy)

ACTIVITY OUTLINE

Time	Presentation Title	Faculty Name
1:30PM	Lab Overview and Endoscopic Instruments, Part 1	Dean Mikami, MD
1:40PM	Overview of Endoscopic Instruments, Part 2	Eric Pauli, MD

Lab Faculty:

Stacy Brethauer, MD; Diego Camacho, MD; Bipan Chand, MD; Sebastian Demyttenaere, MD; Luke Funk, MD; Manoel Galvao Neto, MD; Aliyah Kanji, MD; John Linn, MD; Kenric Murayama, MD; Sabrena Noria, MD, PhD; Pratibha Vemulapalli, MD; Eric Volckmann, MD

SAGES 2014

Scientific Session & Postgraduate Courses

SAGES 2014 Medical Student Scholarship Award



Medical students enrolled in medical schools located in the United States and Canada are invited to submit a 500 word essay explaining why he/she should be selected to attend SAGES Surgical Spring Week 2014 in Salt Lake City, Utah.

Award includes: \$2,000, and mentorship at 2014 Meeting

Deadline to Apply and Submit Essay: February 7, 2014

Program details and official online entry form, available at:

www.sages2014.org/sages-2014-medical-student-scholarship-award

Wednesday, April 2, 2014



1:30 PM - 3:30 PM

*Included in Registration SuperPass (Option A) or Registration Option B

Getting Your Video Accepted Panel

Session Chair: Jon C. Gould, MD; Session Co-Chair: Sharona B. Ross, MD

SESSION DESCRIPTION

Advances in video technology have contributed to widespread availability of systems capable of capturing high definition video during laparoscopic surgical procedures with the touch of a button. As a result interesting, unique, and novel procedures are often recorded. Surgeons, fellows, and residents with limited prior video editing experience can produce high quality learning resources with minimal cost using many readily available video editing software programs.

SESSION OBJECTIVES

At the conclusion of this session, participants will be able to:

- Differentiate between good and bad surgical videos
- Produce concise, high quality educational videos of laparoscopic and robotic procedures
- Describe the surgical video review process
- Create surgical videos that reviewers will rate highly and select for presentation at national meetings
- Discuss the legal requirements of recording procedures and possible HIPAA violations associated with sharing these videos

ACTIVITY OUTLINE

Time	Presentation Title	Faculty Name
1:30PM	Introduction and Background	Jon Gould, MD Sharona Ross, MD
1:35PM	Technical Aspects of Making a Good Surgical Video	Daniel Herron, MD
1:50PM	The Video Review Process and Tips to Get Your Video Accepted	Leena Khaitan, MD
2:10PM	SAGESTV – Good and Bad Videos	Jon Gould, MD
2:30PM	Surgical Videos for Use in Social Media, Presentations, Education, and Research	Don Selzer, MD
2:50PM	Legal Aspects and HIPAA Requirements When Recording Surgical Procedures	Steven Schwaitzberg, MD
3:10PM	Panel Discussion	

FES & FLS Testing

Wednesday, April 2 - Friday, April 4, 2014

For more details or to schedule your test:

Fundamentals of Endoscopic Surgery™ – fes@sages.org

Fundamentals of Laparoscopic Surgery™ – fls@sages.org

SAGES 2014

Scientific Session & Postgraduate Courses



Wednesday, April 2, 2014

1:30 PM - 3:30 PM

*Included in Registration SuperPass (Option A) or Registration Option B

Per Oral Endoscopic Myotomy (POEM) Panel

Session Chair: Kevin M. Reavis, MD; Session Co-Chair: Haruhiro Inoue, MD

SESSION DESCRIPTION

This session will focus on the evolution of Per Oral Endoscopic Myotomy for the treatment of achalasia and its current trajectory in the development of related per oral submucosal treatments for diseases of the foregut. Surgeons, gastroenterologists and related professionals with an interest in endoscopic treatments of esophagogastric disease are encouraged to attend.

SESSION OBJECTIVES

At the conclusion of this session, participants will be able to:

- Distinguish the appropriate setting for POEM compared with traditional treatments for Achalasia and related esophagogastric diseases
- Formulate the potential roles for per oral treatments of neoplastic, distal motility based illnesses as well as intraabdominal processes
- Recognize safety concerns associated with per oral submucosal approaches to esophagogastric diseases including spatial relationship and potential injury to neighboring viscera

ACTIVITY OUTLINE

Time	Presentation Title	Faculty Name
1:30PM	POEM: 2008-2014 (Myotomy to tumor enucleation)	Haruhiro Inoue, MD
1:45PM	Technical Modifications/ Endpoints of Dissection	David Earle, MD
2:00PM	Pitfalls including Difficult Closures	Kevin Reavis, MD
2:15PM	Outcomes, Learning Curve & Credentialing	Santiago Horgan, MD
2:30PM	Education of Patients/ Physicians about POEM	Homero Rivas, MD
2:45PM	Point: Traditional Treatments are the Rule	Steven DeMeester, MD
2:55PM	Counterpoint: POEM is Here to Stay	Christy Dunst, MD
3:05PM	Final Point/Counterpoint	Dr. DeMeester & Dr. Dunst
3:10PM	What's Next: Peroral Pyloroplasty and beyond	Jeffrey Ponsky, MD
3:20PM	Open panel/ Q&A	All Faculty

SAGES 2014

Scientific Session & Postgraduate Courses



Reoperative Pelvic Surgery, Benign and Malignant Panel – What is the Big Deal?

Session Chair: Alessandro Fichera, MD; Session Co-Chair: Sharon L. Stein, MD

SESSION DESCRIPTION




The session will explore the issues that surgeons face when tackling problems of re-operative pelvic surgery. Any surgeon addressing re-operative pelvic surgery from a general surgeon to colorectal surgeon to pediatric surgeon will benefit from the expertise and knowledge shared in the session. Both benign and malignant colorectal disease will be addressed in the session by leading experts in the field.

SESSION OBJECTIVES

At the conclusion of this session, participants will be able to:

- Create a preoperative plan for re-operative pelvic surgery
- Appropriately employ the assistance of multidisciplinary team for re-operative pelvic surgery
- Diagram alternative planes for dissection in the pelvis
- Predict risks for re-operative complications, injuries and demonstrate ability to treat complications
- Identify issues in re-operative congenital surgery

ACTIVITY OUTLINE

Time	Presentation Title	Faculty Name
1:30PM	Introduction: Reoperative Pelvic Surgery - What Is the Big Deal?	Alessandro Fichera, MD
1:35PM	 Preoperative Planning: Patient selection and Exclusion "When to say No", Pre-op Imaging and Multidisciplinary Teams, IORT and Flaps – Getting Set for Success	George Chang, MD
1:50PM	Anatomy of the Pelvis: We Are Not in the Mesorectal Plane Anymore	Herman Kessler, MD
2:05PM	 Re-operative Rectal Cancer: Tips and Pearls	John Marks, MD
2:20PM	 Re-operative Ileal-Pouch Anal Anastomosis: Tips and Pearls	Steven Wexner, MD
2:35PM	GI/GU Fistulae after Prostate Surgery. A Multidisciplinary Approach	Mukta Krane, MD
2:50PM	Surgical Management of Recurrent Rectal Prolapse	Tracy Hull, MD
3:05PM	Case Scenarios	Stein/Fichera/Panel



Wednesday, April 2, 2014

3:30 PM - 5:30 PM

*Included in Registration SuperPass (Option A) or Registration Option B



FUSE, Fire and Fiasco – OR Safety 101

Session Chair: Pascal R. Fuchshuber, MD; Session Co-Chair: Anne O. Lidor, MD & Daniel B. Jones, MD

SESSION DESCRIPTION

This session will review the current concepts of patient and operator safety in the operating room. The content reviews the current fundamentals of OR patient safety, proper use of surgical energy devices and prevention of OR fires. The intended audience is Nurses, Medical Students, Surgery Residents and Staff surgeons. This session is designed to serve as a blueprint for a SAGES enduring video product that can be used at Grand Rounds or other educational venues.

SESSION OBJECTIVES

At the conclusion of this session, participants will be able to:

- Implement strategies to reduce risk to patients and operators in the OR
- Improve communication within the operating room team
- Improve the performance of the operating room team
- Apply techniques to avoid injuries and fires caused by improper use of surgical energy devices

ACTIVITY OUTLINE

Time	Presentation Title	Faculty Name
Part 1 - OR Patient Safety		
3:30PM	The Culture of Safety in the OR - Behavior, Systems and Standardization	Martin Makary, MD
3 :45PM	The "C-Stat" Program – Best Response to OR Emergencies	David Earle, MD
4:00PM	OR Team Training with Simulation	John Paige, MD
4 :15PM	Q+A Panel	
Part 2 - Fundamental Use of Surgical Energy™ (FUSE) and OR Fires:		
4 :30PM	A Primer in Surgical Energy	Malcom Munro, MD
4 :50PM	The SAGES Fundamental Use of Surgical Energy™ (FUSE) Program	Amin Madani, MD
5 :05PM	Fire in the OR – Cause and Prevention	Pascal Fuchshuber, MD
5 :15PM	Q+A Panel	

SAGES 2014

Scientific Session & Postgraduate Courses

Wednesday, April 2, 2014



3:30 PM - 5:30 PM

*Included in Registration SuperPass (Option A) or Registration Option B

Product Development Panel – Innovations for Patients Benefits

Session Chair: Raymond P. Onders, MD; Session Co-Chair: David W. Rattner, MD

SESSION DESCRIPTION

Surgeons historically have always been innovators developing techniques and devices to optimize patient care. This session will outline many of the steps in product development from fostering the climate of innovation to the end results of human use.

SESSION OBJECTIVES

At the conclusion of this session, participants will be able to:

- Understand what constitutes intellectual property and how to protect it
- Learn the role of the FDA in evaluating new devices, from 510k to first in human IDE exemptions
- Develop a knowledge how to use animal facilities in product development to improve patient safety
- Understand the role of CMS in funding product development

ACTIVITY OUTLINE

Time	Presentation Title	Faculty Name
3:30PM	Introduction	Raymond Onders MD
3:40PM	Developing a Climate of Innovation: Guiding Junior Faculty and Focusing Their Research	David Rattner, MD
3:55PM	You Have a Thought for a Device: How to Protect It and When Do You Need an IP Lawyer and How to Work with Your Employer Either Hospital or University	Lee Swanstrom, MD
4:10PM	Working with the FDA: IDE Regulations Including New Draft Guidance in First in Human Studies	Herbert Lerner, MD
4:25PM	Product Development and Appropriate Use of Animal Laboratories – The Rules and Regulations. What Are the Goals and How to Meet Those Goals?	Steve Schomisch, PhD
4:40PM	Funding for Your Device Trial: Corporate, Government or Personal?	Dmitry Oleynikov, MD
4:55PM	Understanding the Role of CMS in Funding IDE Product Trials: The Timeline of Regulatory Studies – IRB, FDA and Now the CMS?	Paresh Shah, MD
5:10PM	Panel Discussion & Questions	

SAGES 2014

Scientific Session & Postgraduate Courses



Wednesday, April 2, 2014

3:30 PM - 5:30 PM

*Included in Registration SuperPass (Option A) or Registration Option B

Updates in Benign CRS Panel

Session Chair: Mark H. Whiteford, MD; Session Co-Chair: Conor Delaney, MD, PhD

SESSION DESCRIPTION

This session focus on a wide array of advanced techniques and concepts involved in advanced laparoscopic surgery for benign colon and rectal disease. Experts will discuss topics spanning education, minimally invasive surgical techniques including robotics and single port, and management of the most feared complication, anastomotic leaks. The target audience for this session includes General Surgery and Colorectal surgeons and residents.

SESSION OBJECTIVES

At the conclusion of this session, participants will be able to:

- Identify ways to introduce robotic surgery and single port surgery into your clinical practice in a safe and efficient manner
- Identify the signs of an anastomotic leak, utilize appropriate diagnostic modalities to establish the diagnosis, and manage the leak in a safe and efficient manner
- Distinguish between complicated and uncomplicated diverticulitis and identify patients in whom surgery might safely be deferred
- Develop a basic curriculum for teaching residents laparoscopic surgery
- Prioritize extraction site choices for laparoscopic colorectal surgery
- Identify patients who might be appropriate for one or two stage restorative proctocolectomies for ulcerative colitis

ACTIVITY OUTLINE

Time	Presentation Title	Faculty Name
3:30PM	Robotic Colorectal Surgery – Keeping it Safe and Efficient	John Marks, MD
3:42PM	Single Port Colectomy – Maintaining Quality, Teaching and Outcomes?	Jamie Murphy, MD
3:54PM	Dealing With Anastomotic Leak	C. Neal Ellis, MD
4:06PM	Strategies for Teaching Residents When Doing Laparoscopic Colectomy	Bradley Champagne, MD
4:19PM	Diverticulitis – How and When to Operate	Eric Weiss, MD
4:33PM	What Are the Implications of Different Extraction Sites?	Michael McGee, MD
4:47PM	Ulcerative Colitis – Surgery in One or More Stages?	Daniel Geisler, MD
5:00PM	Panel Discussion	Mark Whiteford, MD Conor Delaney, MD, PhD

5:30 PM - 7:30 PM

Welcome Reception in Exhibit Hall

Free to All Paid Registrants and Guests!

SAGES 2014

Scientific Session & Postgraduate Courses


Thursday, April 3, 2014



SAGES 2014

Scientific Session & Postgraduate Courses

SAVE THE DATES! 2014 SAGES Webcast Sessions

Thursday, April 3, 2014		
Time	Session	Faculty
7:30AM - 11:15AM	 Hepato-Pancreato-Biliary Panel	Chair: Horacio J. Asbun, MD Co-Chair: Rohan Jeyarajah, MD
11:15AM - 12:00PM	Karl Storz Lecture	David Williams, MD
1:00PM - 3:00PM	SAGES/KSELS Panel: Gastric Cancer	Chair: Ho-Seong Han, MD Co-Chair: Jose M. Martinez, MD
3:30PM - 5:00PM	Current Management of Rectal Cancer Panel	Chair: David Etzioni, MD Co-Chair: George J. Chang, MD
Friday, April 4, 2014		
7:30AM - 8:30AM	SAGES/JSES Panel: Endoscopic Submucosal Dissection (ESD) – When Will We Catch Up with our Japanese colleagues?	Chair: Manabu Yamamoto, MD, PhD Co-Chair: Lee L. Swanstrom, MD
8:30AM - 10:00AM	Plenary Session 1	TBA
10:00AM - 10:45AM	Presidential Address	Gerald Fried, MD
10:45AM - 11:30 AM	 Gerald Marks Lecture	Amitai Ziv, MD
11:30AM - 12:30PM	Scientific Session (TBA)	TBA
1:30PM - 3:15PM	SAGES/ALACE Panel: Evolution and Clinical Applications of Minimal Access Surgery in Latin America	Chair: Alonso Alvarado, MD Co-Chair: Eduardo Moreno-Paquentin, MD
3:45PM - 5:30PM	SAGES/EAES Panel: Benign Foregut- Opinions and Evidence in the Management of Benign Esophageal Disorders	Chair: Marco G. Patti, MD Co-Chair: Eduardo Targarona, MD

2013 Meeting webcast had over 21 countries in participation and over 2,100 participants. To view the 2013 SAGES Sessions replay, please visit us at <http://sages.orlive.com/>

SAGES gratefully acknowledges the following companies for their unrestricted support towards the SAGES International Proctoring Courses (IPC), a SAGES Global Affairs Initiative:

SAGES Research & Education Foundation

SAGES gratefully acknowledges the following companies and individuals for their unrestricted contribution in kind:

CareFusion
Ethicon Endo-Surgery
Karl Storz Endoscopy
Stryker Endoscopy
Swanson Family Foundation



Thursday, April 3, 2014

7:30 AM - 11:15 AM and 1:00 PM - 5:00 PM

*Included in Registration SuperPass (Option A) or Registration Option B

Military Surgical Symposium

Note: This is not an official Department of Defense event.

Session Chair: LTC(P) Robert B. Lim, MD; **Session Co-Chair:** COL Robert M. Rush, MD

SESSION DESCRIPTION

Many surgical lessons are learned from war. The symposium will emphasize the academic work of military physicians as it relates to general surgery with emphasis on combat medicine, trauma care, and surgical technological advancement. We will discuss military specific issues as it pertains to the practice of surgery, from the biochemical to subspecialty aspects, in the combat and austere environment. We will also highlight the academic work that would be considered for incorporation into military doctrine for battlefield preparation. The specific topics will be determined by the session chairs after an abstract call.

SESSION OBJECTIVES

At the conclusion of this session, participants will be able to:

- Identify and address the specific care issues related to combat and austere environment surgical care
- Plan incorporation of surgical advancement onto the battlefield and into garrison practice
- Identify the differences of combat surgery versus trauma surgery in the civilian sector
- Discuss the latest scientific data that could be considered for military doctrine
- Communicate with the senior leaders of each service and senior leadership of SAGES for academic and research endeavors

SESSION OUTLINE

Time	Presentation Title	Faculty Name
7:30AM	Basic Science Session Podium Presentations	LTC Ronald Gagliano, MD LCDR Tamara Worlton, MD
9:30AM	Break	
10:00AM	Podium Presentations	
10:45AM	Paul W. Myers Basic Science Lecture	COL (Ret) Walter Pories, MD
11:15AM	SAGES Keynote Session & Lunch Break	
1:00PM	General Surgery Session Podium Presentations	COL Craig Shriver, MD LTC Richard Smith, MD LTC Scott Steele, MD
3:00PM	Break	
3:30PM	Podium Presentations	
4:30PM	Jeffrey Kavolius Lecture	Santiago Horgan, MD

What's New in the Exhibit Hall?

There are more reasons than ever to visit the exhibit hall!

In addition to the latest and greatest products and technologies, you will find:

- *** SPOTLIGHT ON HERNIA * Area** – with learning center station, posters and industry products related to hernia repairs all in one spot.
- **Centers of Excellence** – a unique group of nationally and internationally renowned training centers will be highlighted, where attendees can find out about training opportunities in today's evolving surgical landscape.
- **A New Technology "007" Exhibition** – this area will highlight the newest (non-FDA-approved) products and technologies from around the world
- **Happy (Half) Hour** – join exhibitors for a beer and a snack during before heading back to the sessions! Or, grab a cup of coffee and visit the exhibits during the morning break.
- **Exhibit Hall Oasis/Charging Station** – stop in for a break while charging phones, computers and tablets, or check email at the internet station.
- **Brunch Break** – on Thursday at 9:30am



Postgraduate Course: Common Bile Duct (CBD) Stones

Session Chair: Joseph B. Petelin, MD; Session Co-Chair: Brian J. Dunkin, MD

SESSION DESCRIPTION

Despite the fact that cholecystectomy is the most common intra-abdominal procedure performed by general surgeons, many do not feel comfortable managing patients with CBD Stones and have relegated their care to gastroenterologists. This program will teach surgeons how to provide comprehensive, cost efficient care to patients with suspected CBD Stones. It is the companion program to the CBD Stones hands-on training course and is meant for general and hepatobiliary surgeons as well as their operative teams.

SESSION OBJECTIVES

At the conclusion of this session, participants will be able to:

- Formulate a plan for the preoperative assessment of patients with suspected CBD Stones
- Describe a step-wise approach to the intra-operative management of CBD Stones with consideration given to local expertise and equipment availability
- Identify scenarios where CBD exploration may be contraindicated due to risk of injury
- Describe approaches to managing CBD Stones in patients with altered anatomy or pregnancy

ACTIVITY OUTLINE

Time	Presentation Title	Faculty Name
7:30AM	Introduction and Course Overview	Joseph Petelin, MD Brian J. Dunkin, MD
7:35AM	The Likelihood of Predicting the Presence of CBD Stones Pre-op, and the Costs of Managing-or Not-CBD Stones in One Setting	Robert Fanelli, MD
8:00AM	Intra-Operative Imaging of the Biliary System – Cholangiography	Brian J. Dunkin, MD
8:15AM	Intra-Operative Imaging of the Biliary System – Ultrasonography	Maurice Arregui, MD
8:25AM	Total Surgical Management - Instrumentation, Organization, and Set-up for CBD Exploration	Daniel Jones, MD
8:50AM	Transcystic CBD Exploration	Joseph Petelin, MD
9:10AM	Transductal CBD Exploration	Edward Phillips, MD
9:30AM	Break	
10AM	The Role of ERCP in CBD Stones – Pre-op, Intra-op, or Post-op?	Benjamin Poulouse, MD
10:20AM	Managing CBD Stones in Patients with Altered Anatomy and Pregnancy	Nabil Tariq, MD
10:40AM	Putting it all Together – An Algorithm for Treatment	All faculty



Thursday, April 3, 2014

7:30 AM - 11:00 AM

*Included in Registration SuperPass (Option A) or Registration Option B



Postgraduate Course: Ventral Hernia Repair – Technical Considerations and Strategies for Success

Session Chair: Kristi Lee Harold, MD; Session Co-Chair: Yuri Novitsky, MD

*** SPOTLIGHT ON HERNIA * Activity**

SESSION DESCRIPTION

The reconstruction of abdominal wall defects remains one of the most challenging dilemmas facing surgeons. Although a laparoscopic approach to ventral hernia repairs is quite common, its role in approaching both routine and complex hernias is evolving. A multitude of composite mesh materials have been developed to facilitate laparoscopic ventral hernia repairs. This session will examine state-of-the-art concepts in modern LVHR. Participants will gain an in-depth understanding of the various meshes and their potential advantages and disadvantages. The benefits and limitations of the various laparoscopic techniques will be examined. Modern modifications to traditional laparoscopic ventral hernia repairs, including defect closure, mesh positioning devices, and absorbable fixation will be presented. Finally, various peri-operative strategies to optimize surgical outcomes will be discussed. The participants will be exposed to several interactive panel discussions of challenging and controversial cases.

SESSION OBJECTIVES

At the conclusion of this session, participants will be able to:

- Discuss the various composite meshes available
- Identify benefits and limitations of laparoscopic ventral hernia repairs
- Evaluate the value/advantages of modern modifications and adjuncts to traditional laparoscopic techniques
- Understand nuances of the laparoscopic approaches to challenges of atypical hernias

ACTIVITY OUTLINE

Time	Presentation Title	Faculty Name
7:30AM	Introduction	Kristi Lee Harold, MD
7:35AM	Composite Meshes: What You Need To Know To Make Educated Choices	William Cobb, MD
7:47AM	Peri-operative Strategies to Optimize Outcomes: Preventing the Complexity	Robert Martindale, MD
8:00AM	Patient Selection: When is it Time to Say NO to LVHR?	Michael Rosen, MD
8:12AM	Traditional Lap VHR: Techniques and Tricks	William Hope, MD
8:24AM	LVHR with Defect Closure: The Pros and Cons	Alfredo Carbonell, MD
8:36AM	Evidence-Based Optimal Fixation During LVHR: Sutures, Absorbable Tacks, Glues	Guy Voeller, MD
8:48AM	Evidence-Based Review of Open vs Laparoscopic Approaches to Ventral Hernia Repair	Leandro T. Cavazzola, MD, PhD
9:00AM	Panel Discussion	Moderators: Kristi Harold, MD and Yuri Novitsky, MD
9:30AM	Break	
9:45AM	LVHR in the New Millennium – Robotics, Single Incision, NOTES: A Critical Appraisal	Karl LeBlanc, MD
9:57AM	Lap Flank Repair: How and Why?	Yuhsin Victoria Wu, MD
10:09AM	Lap Approaches to Subxiphoid/ Morgagni Hernias?	Igor Belyansky, MD
10:21AM	LVHR in a Woman of Childbearing Age: Should We Avoid it?	Heidi Elliott, MD
10:33AM	Complications of LVHR and Their Practical Solutions	George Denoto, MD
10:45AM	Panel Discussion	Moderators: Kristi Harold, MD and Yuri Novitsky, MD

SAGES 2014

Scientific Session & Postgraduate Courses



Hepato-Pancreato-Biliary Panel

Session Chair: Horacio J. Asbun, MD; **Session Co-Chair:** Rohan Jeyarajah, MD

SESSION DESCRIPTION


This session is dedicated to show difficult surgical steps in minimally invasive hepatobiliary surgery, presented by different experts in the field. Focus will be placed in safety and avoidance of complications.

SESSION OBJECTIVES

At the conclusion of this session, participants will be able to:

- Identify how to safely perform difficult steps of the liver procedures presented
- Assess different approaches to the same critical steps of these surgeries as presented by three different experts in the field
- Better understand the feasibility and learning curve of MIS HPB procedures
- Understand the variation in techniques that are available for MIS liver surgery

ACTIVITY OUTLINE

Time	Presentation Title	Faculty Name
Minimally Invasive Surgery the Basics and the Advanced : How I Do It - PANCREAS		
7:30AM	Pancreatic Mass Enucleation: Tips and Trick	Paresh Shah, MD Quan-Yang Duh, MD John Martinie, MD
7:45AM	Q&A Panel Discussion	
8:00AM	Division of the Pancreas During Distal and Subtotal Pancreatectomy	R. Matthew Walsh, MD Barry Salky, MD Horacio Asbun, MD
8:15AM	Q&A Panel Discussion	
8:30AM	Uncinate Process Dissection During Laparoscopic Pancreaticoduodenectomy	R. Matthew Walsh, MD Paul Hansen, MD Horacio Asbun, MD
8:45AM	Q&A Panel Discussion	
9:00AM	Laparoscopic Pancreas: How to Get Out of Trouble?	Rohan Jeyarajah, MD Jason Craig Fisher, MD
9:15AM	Q&A Panel Discussion	
9:30AM	Break	
Minimally Invasive Surgery the Basics and the Advanced : How I Do It - LIVER		
9:45AM	Laparoscopic Approach to Liver Cysts	Rohan Jeyarajah, MD Juan Sarmiento, MD
10:00AM	Liver Parenchymal Transection: Cirrhotic and Non-Cirrhotic	Pascal Fuchshuber, MD Thomas Aloia, MD David Iannitti, MD
10:15AM	Right Hepatectomy: Techniques of Dissection of the Hepatic Hilum and Right Hepatic Vein	Ho-Seong Han, MD Horacio Asbun, MD
10:30AM	 Laparoscopic Liver: How Do I Get Out of Trouble?	Woo-Jeong Lee, MD Juan Pekolj, MD
10:45AM	Panel Discussion	Moderator: Rohan Jeyarajah, MD



Thursday, April 3, 2014

7:30 AM - 11:00 AM

*Included in Registration SuperPass (Option A) or Registration Option B

NOSCAR™ Symposium – Advances in Natural Orifice Surgery

Session Chair: Daniel J. Scott, MD; Session Co-Chair: Michael L. Kochman, MD

SESSION DESCRIPTION

The Natural Orifice Surgery Consortium for Assessment and Research (NOSCAR™) was established by SAGES and ASGE in 2005 to bring together innovators interested in developing natural orifice procedures. The field has continued to evolve, both in terms of NOTES procedures as well as advanced flexible endoscopy tools and techniques. This session highlights many of these cutting edge areas and will be of interest to surgeons, endoscopists, and those interested in innovation regarding natural orifice surgery.

SESSION OBJECTIVES

At the conclusion of this session, participants will be able to:

- Articulate the techniques, potential benefits, and risks of natural orifice procedures, including Transvaginal Cholecystectomy, POEM, Transoral and Transanal procedures
- Demonstrate their understanding of flexible endoscopy approaches for partial and full thickness resections in the GI tract
- Assess the suitability of instrumentation used for both rigid and flexible natural orifice platforms

ACTIVITY OUTLINE

Time	Presentation Title	Faculty Name
NOSCAR & NOTES: 9 YEARS LATER		
7:30AM	Intro	Daniel Scott, MD
7:35AM	Transvaginal Chole in the U.S. and the World	Kurt Roberts, MD
7:45AM	POEM – What do the data say?	Stavros Stavropoulos, MD
7:55AM	POEM – How the Expert Approaches the Extremes: young, old, and difficult cases	Haruhiro Inoue, MD
8:05AM	Panel Discussion	
TRANSORAL AND TRANSANAL SURGERY		
8:15AM	Intro	Michael Kochman, MD
8:20AM	Transoral Cancer Surgery	Michael Hinni, MD
8:30AM	Transoral GERD Surgery	Blair Jobe, MD
8:40AM	Transoral Obesity Surgery	Christopher Thompson, MD
8:50AM	Transanal Proctectomy	Patricia Sylla, MD
9:00AM	Transanal Colectomy	Antonio Lacy, MD
9:10AM	Panel Discussion	
9:30AM	Break	
FLEXIBLE RESECTIONS		
10:00AM	Intro	Daniel Scott, MD Michael Kochman, MD
10:05AM	Transoral & Trans Anal Endoscopic Resections: Partial Thickness (EMR & ESD)	Robert Hawes, MD
10:20AM	Transoral & Trans Anal Endoscopic Resections: Full Thickness (EFTR)	Sergey Kantsevov, MD
10:35AM	Endoscopic Robotics	TBA
10:50AM	Panel Discussion	

9:30 AM - 4:00 PM

Exhibits, Poster Session, and Learning Center Open

9:30 AM - 10:00 AM

Brunch Break in Exhibit Hall

SAGES 2014

Scientific Session & Postgraduate Courses

Thursday, April 3, 2014



11:15AM - 12:00PM

*Included in Registration SuperPass (Option A) or Registration Option B

Karl Storz Lecture



David Williams, MD

Canadian astronaut and physician Dr. David Williams is the President and CEO of Southlake Regional Health Centre and Assistant Professor of Surgery at the University of Toronto.

SAGES acknowledges Karl Storz Endoscopy-America for a generous endowment in support of this lecture.

12:00 PM - 1:00 PM

*Separate Fee Applies

Educator's Luncheon "Optimizing Simulation and Technology in Graduate Surgical Education: State of the Art 2014"

Session Chair: John D. Mellinger, MD; Session Co-Chair: Brent D. Matthews, MD

SESSION DESCRIPTION

This session will include presentations over lunch from two world-leading experts in graduate medical education. The presenters will focus on surgical simulation and its current role in the training of residents and fellows, and the use of web-based technologies in enhancing graduate medical education. A panel discussion with audience participation will be included in the session following these presentations.

SESSION OBJECTIVES

At the conclusion of this session, participants will be able to:

- Describe cost-effective strategies for the use of simulation in accelerating skill development, including transference of skill to the clinical setting
- Outline evidence-based justifications for the time and expense involved in utilizing both skills training and web based educational tools in the current era of GME
- Articulate how web based learning tools may be employed in a fashion that promotes learner engagement and educational efficiencies

SESSION OUTLINE

Time	Presentation Title	Faculty Name
12:00PM	Surgical Simulation and the Surgical Trainee: Best Practice 2014	Amitai Ziv, MD
12:20PM	Using Web Technology to Standardize and Optimize Resident Learning in the Era of Duty Hour Restrictions	Richard Levin, MD
12:40PM	Panel Discussion	Moderators: John Mellinger, MD Brent Matthews, MD

1:00PM - 3:00PM

*Included in Registration SuperPass (Option A) or Registration Option B

Concurrent Session SS1 MIS Other

SAGES 2014 Scientific Session & Postgraduate Courses



Thursday, April 3, 2014

1:00 PM - 5:00 PM

*Included in Registration SuperPass (Option A) or Registration Option B



Postgraduate Video-based Course: Ventral Hernia Repair – Technical Considerations in Challenging Scenarios

Session Chair: Brent D. Matthews, MD; Session Co-Chair: Kent W. Kercher, MD

*** SPOTLIGHT ON HERNIA * Activity**

SESSION DESCRIPTION


The surgical treatment of ventral and incisional hernias can be a challenge for practicing surgeons due to geometric and anatomical variation in abdominal walls and/or hernias, the reoperative abdomen and avoidance or management of peri-operative complications. This video-based session will provide practical instruction on open and laparoscopic techniques for open and laparoscopic ventral and incisional hernia repair, complication management, and novel approaches to abdominal wall reconstruction.

SESSION OBJECTIVES

At the conclusion of this session, participants will be able to:

- Identify strategies for complication avoidance and management during laparoscopic ventral hernia repair
- Apply techniques for abdominal wall closure to minimize ventral incisional hernia
- Incorporate myofascial release techniques during open ventral incisional hernia repair for abdominal wall reconstruction
- Demonstrate minimally invasive and open techniques to repair ventral incisional hernias limited by anatomical boundaries (pelvis/ chest wall) for soft tissue fixation

ACTIVITY OUTLINE

Time	Presentation Title	Faculty Name
1:00PM	Introduction	Brent Matthews, MD
1:05PM	Midline Laparotomy Closure with a 4:1 Suture: Wound Length Ratio to Minimize Ventral Incisional Hernias	Eric Pauli, MD
1:13PM	Prophylactic Mesh Reinforcement During Stoma Creation to Minimize Parastomal Hernias	Matthew Mutch, MD
1:25PM	Rives Stoppa Retrorectus Ventral Incisional Hernia Repair and Transversus Abdominus Release	Melissa Phillips, MD
1:37PM	Rameriz Anterior Component Separation Release: Perforator and Nonperforator Sparring	Garth Jacobsen, MD
1:50PM	Panel Discussion	Moderators: Brent Matthews, MD Kent Kercher, MD
2:15PM	Laparoscopic Bone Anchor Fixation for Complex Ventral Hernia Repair	William Cobb, MD
2:27PM	Laparoscopic Suprapubic and Subxyphoid Hernia Repair	B. Todd Heniford, MD
2:39PM	Endoscopic Component Separation	John Scott Roth, MD
2:49PM	Laparoscopic Parastomal Hernia Repair: Sugarbaker Technique	John Linn, MD
3:01PM	Panel Discussion	Moderators: Brent Matthews, MD Kent Kercher, MD
3:30PM	Break	
4:00PM	 Avoidance and Management of Complications During Laparoscopic Ventral Hernia Repair	Brent Matthews, MD
4:10PM	Laparoscopic Ventral Hernia Repair for Loss of Abdominal Domain	Bruce Ramshaw, MD
4:20PM	Open Ventral Hernia Repair for Loss of Abdominal Domain: Progressive Pneumoperitoneum, Botox Injection, Anything That Works	Alfredo Carbonell, DO
4:30PM	Novel Techniques and Technology: Laparoscopic Positioning Systems, Primary Defect Closure, Evolving Fixation Device for Ventral Hernia Repair	Yuri Novitsky, MD
4:40PM	Panel Discussion	Moderators: Brent Matthews, MD Kent Kercher, MD

SAGES 2014

Scientific Session & Postgraduate Courses



Hands-On Course: CBD Stones

Session Chair: Eric Steven Hungness, MD; **Session Co-Chair:** Mark J. Watson, MD

SESSION DESCRIPTION

Despite the fact that cholecystectomy is the most common intra-abdominal procedure performed by general surgeons, many do not feel comfortable managing patients with CBD stones and have relegated their care to gastroenterologists. This hands-on course will expose surgeons to laparoscopic and open techniques to treat patients with CBD stones. It is the companion program to the CBD Stones post-graduate course and is meant for general and hepatobiliary surgeons as well as their operative teams.

SESSION OBJECTIVES

At the conclusion of this session, participants will be able to:

- Improve interpretation of intraoperative cholangiography
- Identify the equipment necessary to perform Laparoscopic Common Bile Duct Exploration (LCBDE)
- Describe the indications for LCBDE
- Determine when to perform a transcystic versus transcholedochal approach
- Demonstrate the steps of transcystic and transcholedochal LCBDE
- Recognize when and how to place Fanelli stents
- Demonstrate the steps of open common bile duct exploration

ACTIVITY OUTLINE

Time	Presentation Title	Faculty Name
1:00PM	Introduction to Session/Stations	Eric Hungness, MD Mark Watson, MD
1:15PM - 5:00PM	Hands-On Stations (2 hours on Station 1 and 25 minutes each on Stations 2-5):	
	Station 1: Laparoscopic Common Bile Duct Simulators	Nathaniel Soper, MD Brian Dunkin, MD Joseph Petelin, MD Alex Nagle, MD Fernando Santos, MD Khashayar Vaziri, MD Edward Phillips, MD Daniel Jones, MD
	Station 2: Cholangiography Interpretation Station	George Berci, MD Maurice Arregui, MD Ezra Teitelbaum, MD
	Station 3: Open Common Bile Duct Station	Ricardo Vasquez, MD Morris Franklin Jr, MD Donald Wenner, MD
	Station 4: Cannulation/T-tube Insertion/Laparoscopic Suturing Station	Daniel Scott, MD Jonathan Pearl, MD Michael Ujiki, MD
	Station 5: Fanelli Stent Placement Station	Benjamin Poulouse, MD Keith Gersin, MD Melissa Phillips, MD



Thursday, April 3, 2014

1:00 PM - 5:00 PM

*Lectures: Included in Registration SuperPass (Option A) or Registration Option B
Hands-On Lab: Separate Fees Applies

Didactic & Hands-On Course: Flexible Endoscopy – Train the Trainers

Session Chair: Thadeus L. Trus, MD; Session Co-Chair: E. Matthew Ritter, MD

SESSION DESCRIPTION

This session is designed for anyone involved in teaching endoscopy, including practicing endoscopists (surgeons and gastroenterologists) who teach or want to teach endoscopy either at an academic or non academic hospital or endoscopy center, program directors, surgical educators, simulation lab coordinators and fellows. The course is designed to highlight ways to integrate endoscopy training into a residency curriculum and to demonstrate various hands-on simulators ranging in price and sophistication.

SESSION OBJECTIVES

At the conclusion of this session, participants will be able to:

- Reinforce their knowledge of the basic fundamental steps of flexible endoscopy
- Teach the basic steps to residents using a variety of methods
- Review the changing requirements for endoscopy training
- Develop strategies for implementing the new requirements into their training program
- Gain exposure to a variety of hands-on models of various sophistication to use as training tools

ACTIVITY OUTLINE

Time	Presentation Title	Faculty Name
1:00PM	Why Surgeons Need to do Endoscopy	Robert J. Bowles, MD
1:15PM	What the American Board of Surgery Expects from a Residency Training Program with Respect to Flexible Endoscopy	Bruce Schirmer, MD
1:35PM	The Fundamentals of Flexible Endoscopy	Thadeus Trus, MD
1:55PM	Training Models: What's out There?	E. Matthew Ritter, MD
2:25PM	Measuring Proficiency and Progress	Melina Vassiliou, MD
2:45PM	How do I Incorporate This Into my Residency Training Program	Michael Awad, MD
3:05PM	Break/Move to Hands-On Lab	
3:20PM - 5:20PM	Hands-On (20 minutes each)	Lab Coordinator: Diego Camacho, MD
3:20PM	Station 1: CM 15 Colonoscopy Model Station 2: Flex Endo Shoe Box Model/APDS Colonoscopy Model Station 3: Methodist Colonoscopy Model Station 4: Explant Model Station 5: Simulator (Simbionix/Immersion)	

Lab Faculty:

Michael Awad, MD; Diego Camacho, MD; Elizabeth Honigsberg, MD; Elliott Silverman, PA-C; Konstantinos Spaniolas, MD

Check the SAGES website and 2014 Meeting App frequently for SAGES Foundation and/or Industry events (not planned nor accredited for CME by SAGES) which may have been added after this program was printed.

SAGES 2014

Scientific Session & Postgraduate Courses



Ethics of Innovation Symposium

Session Chair: Phillip P. Shadduck, MD; Session Co-Chair: Robert D. Fanelli, MD & Steven C. Stain, MD

SESSION DESCRIPTION

This Ethics Session is presented with the intent of encouraging thought and dialogue about ethical considerations relevant to the development and implementation of new technologies and new techniques in gastrointestinal/endoscopic surgery. This is a collaborative effort of the SAGES Ethics Liaison Group, Conflict of Interest Task Force, Quality Outcomes Safety Committee, Technology & Value Assessment Committee, and Guidelines Committee. Examples from Robotic Surgery will be featured in the discussion.

SESSION OBJECTIVES

At the conclusion of this session, participants will be able to:

- Recognize ethical considerations relevant to the development and implementation of new technologies and techniques in surgery and their impact on patient safety
- Evaluate their own practice and determine whether any opportunities might exist for improving their own process for introducing new technologies/techniques
- Use the SAGES Guideline for the Implementation of New Technologies in Surgery to determine whether any opportunities exist for improving their institution's process for introducing new surgical technologies/techniques

ACTIVITY OUTLINE

Time	Presentation Title	Faculty Name
1:00PM	Introductory Comments	Phillip Shadduck, MD
1:05PM	Innovation in Surgery- Responsibilities & Ethical Considerations	Lee Swanstrom, MD
1:25PM	The US FDA & Surgical Innovation- Tradeoffs & Change	Steven Strasberg, MD
1:45PM	Introducing Emerging Technologies- Timing & Process	Jeffrey Ponsky, MD
2:00PM	Training & Credentialing Surgeons in New Technologies	Timothy Farrell, MD
2:20PM	The "Informed Consent" Process	Lelan Sillin, MD
2:40PM	Semantics and Patient Perceptions of Emerging Technology	David Urbach, MD
2:55PM	Tracking Outcomes of New Technologies	Anne Lidor, MD
3:10PM	Balancing Surgeon Responsibilities to Individuals & Society	Alberto Ferreres, MD, PhD
3:30PM	Paying for New Technologies- Insurance Company Perspective	Steven Stain, MD
3:45PM	Paying for New Technologies- National Healthcare Perspective	Michael Holzman, MD
4:05PM	Evolving Responsibility for SAGES- TAVAC	Dmitry Oleynikov, MD
4:15PM	Evolving Responsibility for SAGES- New Technology Guideline	Robert Fanelli, MD
4:25PM	Concluding Comments	Gerald Fried, MD



Thursday, April 3, 2014

1:00 PM - 3:00 PM

*Included in Registration SuperPass (Option A) or Registration Option B

SAGES/KSELS Panel: Gastric Cancer

Session Chair: Ho-Seong Han, MD; Session Co-Chair: Jose M. Martinez, MD

SESSION DESCRIPTION

This session will discuss the current status of laparoscopic gastrectomy and collaboration on the study and clinical practice in this field.

SESSION OBJECTIVES

At the conclusion of this session, participants will be able to:

- Describe the potential advantages of laparoscopic gastrectomy in terms of patients recovery
- Discuss the outcomes of a comparative study between laparoscopy and open surgery for the patients with gastric cancer
- Outline the benefits and challenges of collaborating on an outcomes study between two countries



SESSION OUTLINE

Time	Presentation Title	Faculty Name
1:00PM	Laparoscopic Gastrectomy for Early Gastric Cancer. KLASS* Group, Multi-institutional Study 1	Hyung-Ho Kim, MD, PhD
1:20PM	Laparoscopic Gastrectomy for Advanced Gastric Cancer. KLASS* Group, Multi-institutional Study 2	Sang-Uk Han, MD, PhD
1:40PM	Endolumenal and Laparoscopic Management of Gastric Neoplasms	Emmanuel Lo Menzo, MD
2:00PM	Role of Screening, Surveillance and Adjuvant Therapies of Gastric Neoplasms	Jose Martinez, MD
2:20PM	Screening on Gastric Cancer in Korea	Young-Woo Kim, MD
2:35PM	Endoscopic Approaches to Early Gastric Neoplasm	Sergey Kantsevov, MD
2:50PM	Q&A	

*KLASS = Korean Laparoscopic Gastrointestinal Surgery Study

SAGES 2014

Scientific Session & Postgraduate Courses



THE 2014 MEETING APP



Enhanced Features Include:

- » Personalized schedules
- » Note taking
- » Tweet/Share favorite sessions
- » Enhanced maps, listing & search capabilities
- » Enhanced exhibitor listing & features

Stayed tuned to www.sages2014.org for further details

Go Green + Save \$10!

Check the "paperless registration" option to receive badge + tickets only. No printed program or registration bag. Everything you need is available on the meeting app!

Thursday, April 3, 2014



3:00PM - 3:30PM

*Included in Registration SuperPass (Option A) or Registration Option B

Happy (Half) Hour Break in Exhibit Hall

3:30PM - 5:00PM

*Included in Registration SuperPass (Option A) or Registration Option B

Concurrent Session SS2 Video 1

3:30 PM - 5:00PM

*Included in Registration SuperPass (Option A) or Registration Option B

Current Management of Rectal Cancer Panel

Session Chair: David Etzioni, MD; Session Co-Chair: George J. Chang, MD

SESSION DESCRIPTION

Evidence-based treatment of rectal cancer involves the appropriate use of surgery, chemotherapy, and radiation treatment. In this session we will review elements of decision-making and their basis in emerging knowledge in the field. This review will be helpful to any surgeon involved in rectal cancer treatment.

SESSION OBJECTIVES

At the conclusion of this session, participants will be able to:

- Discuss the advantages and disadvantages of extended pelvic lymphadenectomy
- Describe the advantages and disadvantages of three options for transanal approaches to rectal cancer
- Discuss national trends in the use of minimally invasive/robotic techniques for rectal cancer surgery

ACTIVITY OUTLINE

Time	Presentation Title	Faculty Name
3:30PM	Transanal, TEM, TAMIS: The Right Approach for the Right Patient	Mark Whiteford, MD
3:42PM	Minimally Invasive Proctectomy: Where do we Stand in 2014?	Alessandro Fichera, MD
3:54PM	Robotic Surgery for Rectal Cancer: Delivering on the Promise?	Sonia Ramamoorthy, MD
4:06PM	Role of Pelvic Lymph Node Dissection for Rectal Cancer	Seon-Han Kim, MD
4:18PM	Regionalizing Rectal Cancer Treatment: Do we need "Centers of Excellence"?	John Monson, MD
4:30PM	Panel Discussion	All Faculty

5:30PM - 7:30PM

*Attendance is free for any SAGES attendee (no registration required)

Industry Education Events

SAGES does not offer CME for this session

- **DAVOL INC** invites you to attend an educational symposium

- **INTUITIVE SURGICAL** invites you to attend an educational symposium on Robotics in Surgery

- **STRYKER ENDOSCOPY** invites you to attend an educational symposium

SAGES 2014

Scientific Session & Postgraduate Courses



Friday, April 4, 2014

7:30 AM - 12:30 PM and 1:30 PM - 5:30 PM

*Included in Registration SuperPass (Option A) or Registration Option C

Military Surgical Symposium

Note: This is not an official Department of Defense event.

Session Chair: LTC(P) Robert B. Lim, MD; **Session Co-Chair:** Robert M. Rush, MD

SESSION DESCRIPTION

Many surgical lessons are learned from war. The symposium will emphasize the academic work of military physicians as it relates to general surgery with emphasis on combat medicine, trauma care, and surgical technological advancement. We will discuss military specific issues as it pertains to the practice of surgery, from the biochemical to subspecialty aspects, in the combat and austere environment. We will also highlight the academic work that would be considered for incorporation into military doctrine for battlefield preparation. The specific topics will be determined by the session chairs after an abstract call.

SESSION OBJECTIVES

At the conclusion of this session, participants will be able to:

- Identify and address the specific care issues related to combat and austere environment surgical care
- Plan incorporation of surgical advancement onto the battlefield and into garrison practice
- Identify the differences of combat surgery versus trauma surgery in the civilian sector
- Discuss the latest scientific data that could be considered for military doctrine
- Communicate with the senior leaders of each service and senior leadership of SAGES for academic and research endeavors

SESSION OUTLINE

Time	Presentation Title	Faculty Name
7:30AM	Trauma/Critical Care Session Podium Presentations	COL Matthew Martin, MD CDR Carlos Rodriguez, MD
10:00AM	SAGES Presidential Lectures and Keynote Session	
11:30AM	Podium Presentations	
12:00PM	Mark Taylor Memorial Lecture	COL Brian Eastridge, MD
12:30PM	Lunch Break	
1:30PM	Surgical Subspecialties Session Podium Presentations	LTC Christy Chai, MD MAJ Duane Duke, MD
3:15PM	Break	
3:45PM	Podium Presentations	
4:30PM	Robert E. Lee Lecture	COL (Ret) Kenneth Azarow, MD
5:00PM	Meet and Greet Panel with SAGES and Military Leadership	Daniel B. Jones, MD Steven Schwartzberg, MD John Hunter, MD Aurora Pryor, MD Gerald Marks, MD

7:30AM - 8:30AM

*Included in Registration SuperPass (Option A) or Registration Option C

Concurrent Session SS3 Video 2

7:30AM - 8:30AM

*Included in Registration SuperPass (Option A) or Registration Option C

Concurrent Session SS4 NOTES

7:30AM - 8:30AM

*Included in Registration SuperPass (Option A) or Registration Option C

Concurrent Session SS5 Quick Shots 1

To fully comply with ACCME regulations, all SAGES Meeting attendees must have their badge scanned before entering any course or session room in order to receive CME credit for that event.

Friday, April 4, 2014



SAGES 2014 Scientific Session & Postgraduate Courses

7:30 AM - 8:30 AM

*Included in Registration SuperPass (Option A) or Registration Option C

SAGES/JSES Panel: Endoscopic Submucosal Dissection (ESD) – When Will We Catch Up With Our Japanese Colleagues?



Session Chair: Manabu Yamamoto, MD, PhD; Session Co-Chair: Lee L. Swanstrom, MD

SESSION DESCRIPTION

Endoscopic Submucosal Dissection (ESD) was developed in 1996 in Japan and has subsequently expanded its indications. ESD is a minimally invasive therapy for benign/selected malignant tumors and an important bridge to more radical surgery. In this panel, attendees can update their knowledge of ESD by seeing techniques and indications from the world's leading surgical endoscopists and understand its role in clinical care of early GI cancers.

SESSION OBJECTIVES

At the conclusion of this session, participants will be able to:

- Articulate indications for ESD
- Discuss ESD technologies and its role in clinical care
- Identify potential complications and how to avoid/treat them

ACTIVITY OUTLINE

Time	Presentation Title	Faculty Name
7:30AM	ESD for Esophageal Lesions	Haruhiro Inoue, MD, PhD
7:38AM	Prevention and Treatment of ESD Strictures in the Esophagus	Christy Dunst, MD
7:46AM	ESD for Stomach	Kazuki Sumiyama, MD
7:54AM	New Technologies to Facilitate ESD	Lee Swanstrom, MD
8:02AM	ESD for Colon	Yutaka Saito, MD
8:10AM	A Primer for Introducing ESD into a Surgical Practice	Richard Whelan, MD
8:18AM	Q&A	Panel

8:30AM - 10:00AM

*Included in Registration SuperPass (Option A) or Registration Option C

SS6 Plenary Session 1

9:30AM - 4:00PM

*Included in Registration SuperPass (Option A) or Registration Option C

Exhibits, Poster Session, and Learning Center Open

10:00 AM - 10:45 AM

*Included in Registration SuperPass (Option A) or Registration Option C

Presidential Address



Gerald M. Fried, MD

SESSION DESCRIPTION

The address is directed to all those attending the SAGES annual meeting. The lecture will address the role of specialty societies and the value to those at various stages of their careers.

SESSION OBJECTIVES

At the conclusion of this session, participants will be able to:

- Recognize the opportunities in a surgical career
- Optimize the value of SAGES to them personally
- Better engage themselves in SAGES



Friday, April 4, 2014

10:45AM - 11:30AM

*Included in Registration SuperPass (Option A) or Registration Option C



Gerald Marks Lecture – “Simulation-Based Education as a Cultural Change Vehicle in Patient Safety & Quality Care”



Amitai Ziv, MD, MHH

SESSION DESCRIPTION

The lecture will discuss how simulation-based education can advance the much needed cultural change in quality care and patient safety. It will discuss trends, barriers and challenges of simulation-based education at large and surgical education in particular, as they become more recognized tools in health professionals’ training and assessment.

SESSION OBJECTIVES

At the conclusion of this session, participants will be able to:

- Recognize the current status, trends, barriers and challenges in simulation-based medical education
- Identify the potential power of simulation-based education in changing patient safety and quality care culture in healthcare at large and in the surgical field in particular
- Identify opportunities in their own healthcare environment where simulation-based training can be applied in a more effective and systematic manner in order to improve patient safety and quality care

11:30AM - 12:30PM

*Included in Registration SuperPass (Option A) or Registration Option C

Concurrent Session SS7 Education

11:30AM - 12:30PM

*Included in Registration SuperPass (Option A) or Registration Option C

Concurrent Session SS8 Outcomes

11:30AM - 12:30PM

*Included in Registration SuperPass (Option A) or Registration Option C

Concurrent Session SS9 Bariatric 1

11:30AM - 12:30PM

*Included in Registration SuperPass (Option A) or Registration Option C

Concurrent Session SS10 Basic Science

12:30 PM - 1:30 PM

*Separate Fee Applies

Fellowship Council Luncheon “Strategies for Overcoming the Financial Challenges Facing the Fellowship Council”

SAGES does not offer CME for this session

Session Chair: Samer G. Mattar, MD; Session Co-Chair: Bruce D. Schirmer, MD

SESSION DESCRIPTION

The luncheon is dedicated to fellowship program directors, surgical educators, program administrators, industry leaders, and all other stakeholders within the realm of advanced surgical education. At least 80% of graduating surgical residents seek fellowship training and this trend is expected to continue. These fellowships provide much needed specialized training that ultimately prepares graduates for the demands of the surgical marketplace. Most of these fellowships have been financially sponsored by the Foundation for Surgical Fellowships (FSF). However a major threat to sustaining these programs is the potential decrease in traditional funding donors or actual funds to the FSF. Therefore, it is imperative that alternative donors or funding strategies be considered.

SESSION OBJECTIVES

At the conclusion of this session, participants will be able to:

- Articulate the current financial threats to sustaining viable and effective FC- accredited fellowship programs
- Assess and compare a variety of currently utilized financial models for supporting existing fellowship programs
- Develop alternate resources for financial support of FC accredited programs to be implemented if necessary

ACTIVITY OUTLINE

Time	Presentation Title	Faculty Name
12:30PM	Introductions	Samer G. Mattar, MD
12:35PM	The Fellow Billing Model	Maurice Arregui, MD
12:45PM	The Hospital Reimbursement Model	Jeffrey Hazey, MD
12:55PM	The Role of Industry in Supporting Fellowships	Matt Fahy
1:05PM	Funding Strategies Within the FSF	Greg Stiegmann, MD
1:15PM	Discussion	



Postgraduate Course: Humanitarian

Session Chair: Adrian Park, MD; Session Co-Chair: Raymond Price, MD

SESSION DESCRIPTION

This session will serve those with an interest in global surgery and a desire to understand more about and how to become involved. It will also be practical and informative for those with a developed passion for and experience with surgery in low resource settings.

SESSION OBJECTIVES

At the conclusion of this session, participants will be able to:

- Articulate 3 main areas of focus for surgeons who participate in "low resource setting" surgery
- Recognize the contexts and unique challenges to be adapted to make global surgery efforts most effective
- Identify key team members with a view to organizing or participating in a successful low resource setting surgical project
- Be prepared with some very practical clinical information and contact information to get started or on path to involvement in global surgery

ACTIVITY OUTLINE

Time	Presentation Title	Faculty Name
The Focus (10000 ft view): Globalization of Surgical Care		
1:30PM	Framing the Need	Raymond Price, MD
1:40PM	Educational	Adrian Park, MD
1:50PM	System Development in Low Resource Setting – A South American Success Story	Claudia Lorenzetti, MD
2:00PM	Academic Partnership	Sam Finlayson, MD
2:10PM	Characteristics of Successful Projects	Horacio Asbun, MD
The Setting (1000 ft view): Integrating Surgical Care into the Community		
2:20PM	Disaster vs Non Disaster Setting & Preparation	Robert Lim, MD
2:30PM	Understanding Local Laws, Customs & Import Customs	Fiemu Nwariaku, MD
2:40PM	Ensuring Contextual Relevance & Appropriateness	TBA
2:50PM	Discussion: Q&A	Faculty Panel
3:15PM	<i>Break</i>	
The Team (100 ft view): Getting Practical		
3:30PM	Developing Checklists (Personnel, Visas, Vaccinations, Equipment, etc.)	John Tarpley, MD
3:40PM	RN or Scrub Tech Perspective on Preparing & Participating	Magdalena Gomez, RN
The Local Champion (Ground Level View)		
3:50PM	Working Toward Sustainability...The End Goal	Ramon Berguer, MD
4:00PM	The View From the Local Champion - Africa	Mabula Mchembe, MD
4:15PM	The View From the Local Champion - Asia	Sergelen Orgoi, MD
Developing World Surgery 101		
4:30PM	Tropical Medicine (ID) for Surgeons	Bruce Steffes, MD
4:45PM	Anesthesia in Low Resource Environments	Kelly McQueen, MD
5:00PM	Discussion: Getting started...How Do I Get Connected? Q & A	Faculty Panel



Friday, April 4, 2014

1:30 PM - 3:15 PM

*Included in Registration SuperPass (Option A) or Registration Option C

The Great Presidential Debates of 2014

Session Chair: Jeffrey M. Marks, MD; Session Co-Chair: Tonia M. Young-Fadok, MD, MS

SESSION DESCRIPTION

SAGES Past-Presidents will hotly debate topical issues related to gastrointestinal and endoscopic surgery. This no-holds-barred format will engage the audience fully to determine the outcome of the controversial issues.

SESSION OBJECTIVES

At the conclusion of this session, participants will be able to:

- State the advantages and limitations of natural orifice endoluminal endoscopic surgery
- State the outcomes that should be measured to evaluate the procedures used to treat GI neoplasia
- Recognize the balance between the patients' expectations and the profession's interpretation of best practice
- Describe a safe and thoughtful approach to introducing innovative procedures into practice
- Understand the technical tools available for advanced endoscopic interventional therapies
- Identify the natural orifice techniques which exist as practical alternatives to standard surgical procedures

SESSION OUTLINE

Time	Presentation Title	Faculty Name
1:30PM	Overview and Rules of Engagement	Jeffrey Marks, MD Tonia Young-Fadok, MD, MS
1:35PM	Be it Resolved That it Is Time To Declare the Death of Natural Orifice Transluminal Endoscopic Surgery	Jeffrey Marks, MD Tonia Young-Fadok, MD, MS
	Pro	W. Scott Melvin, MD
	Con	David Rattner, MD
	Rebuttal	David Rattner, MD
	Rebuttal	W. Scott Melvin, MD
2:20PM	Audience Questions and Final Vote	
2:25PM	Be it Resolved that Endoluminal Therapies, Including Full Thickness Resection, Will Make Segmental Resection Obsolete for Primary Treatment of Gastrointestinal Neoplasia	Tonia Young-Fadok, MD, MS Jeffrey Marks, MD
	Pro	Lee Swanstrom, MD
	Con	Nathaniel Soper, MD
	Rebuttal	Nathaniel Soper, MD
	Rebuttal	Lee Swanstrom, MD
3:10PM	Audience Questions and Final Vote	

SAGES 2014

Scientific Session & Postgraduate Courses

Friday, April 4, 2014



SAGES 2014

Scientific Session & Postgraduate Courses

1:30 PM - 3:15 PM

*Included in Registration SuperPass (Option A) or Registration Option C

Emerging Frontiers in Simulation-Based Surgical Education

Session Chair: Steven D. Schwaitzberg, MD; Session Co-Chair: Suvranu De, Sc.D.

SESSION DESCRIPTION

Simulation-based surgical education is now being adopted for training and credentialing in many surgical specialties for increasing surgical competency and reducing errors. This session would be of interest to anyone who is engaged in learning about the efficacy and latest technologies in this emerging field.

SESSION OBJECTIVES

At the conclusion of this session, participants will be able to:

- Identify the training opportunities that exist in virtual reality as a simulation modality
- Evaluate the numerous VR opportunities and select those that could be considered for acquisition that may fill an unmet local need
- Choose simulation options that would meet the emerging needs of the surgical training community

ACTIVITY OUTLINE

Time	Presentation Title	Faculty Name
1:30PM	Does VR Improve OR Performance	Neal Seymour, MD
1:50PM	VR Simulation Research at RPI	Ganesh Sankaranarayanan, PhD
2:10PM	VR in Fundamentals of Endoscopic Surgery™ (FES)	Brian Dunkin, MD
2:30PM	Game Engines in VR for Surgery	Richard Boyd, BA
2:50PM	Panel Discussion	

1:30 PM - 3:15 PM

*Included in Registration SuperPass (Option A) or Registration Option C

SAGES/ALACE Panel: Evolution and Clinical Applications of Minimal Access Surgery in Latin America

Session Chair: Alonso Alvarado, MD; Session Co-Chair: Eduardo Moreno-Paquentin, MD

SESSION DESCRIPTION

This session will allow attendees to further understand which are the procedures grouped as Minimal Access Surgery; what are their potential advantages over standard laparoscopy, including drawbacks and their specific advantages; how have they being undertaken by surgeon all over Latin America; and what is the clinical and socioeconomic outcome in these countries.

SESSION OBJECTIVES

At the conclusion of this session, participants will be able to:

- Identify specific advantages and disadvantages of each of the different minimal access laparoscopic procedures
- Select which of these techniques best suits their individual practice
- Recognize potential problems associated to each one of these techniques

ACTIVITY OUTLINE

Time	Presentation Title	Faculty Name
1:30PM	Metabolic Surgery: A Marketing Tool?	Gustavo Salinas, MD
1:45PM	Hybrid Procedures, Really? Myth and Facts	Manoel Galvao Neto, MD
2:00PM	Evidence Based Surgery and Minimal Access Surgery	L. Michael Brunt, MD
2:15PM	Is This a Joke? Single Port Surgery	Diego Camacho, MD
2:30PM	Inguinal Hernia Repair Technique by Mini Site	Gustavo Carvalho, MD
2:45PM	Sleeve Gastrectomy; Killed the Band or the Bypass?	Marcos Berry, MD
3:00PM	Laparoscopic Splenectomy – A Case for Single Site Surgery	Juan Pablo Pantoja, MD
3:15PM	Extreme Endoscopy for Chronic Bariatric Complications	Joseberg Campos, MD
3:30PM	Q & A	Alonso Alvarado, MD Eduardo Moreno, MD



Friday, April 4, 2014

1:30 PM - 3:15 PM

*Included in Registration SuperPass (Option A) or Registration Option C

MIS Jeopardy

Session Chair: Frederick L. Greene, MD; Session Co-Chair: Richard Larry Whelan, MD

SESSION DESCRIPTION

This session will be formatted as a quiz show utilizing contestants/an All-Star Panel who will provide responses to "answers" regarding MIS approaches UGI, biliary tract, colorectal and abdominal wall topics. The session will be aimed at all attendees at the SAGES meeting, but hopefully will attract a resident and fellow audience. Come and learn and match your knowledge with the panelists!

SESSION OBJECTIVES

At the conclusion of this session, participants will be able to:

- Identify and employ new strategies relating to MIS surgical issues
- Recognize personal gaps in knowledge which will lead to further independent study
- Recognize safe and effective strategies to correct common GI, HPB and abdominal wall disease processes

ACTIVITY OUTLINE

Time	Presentation Title	Faculty Name
1:30PM	MIS Jeopardy	Moderators: Frederick L. Greene, MD Richard L. Whelan, MD
	Contestants:	All-Star Panel TBA

3:15PM - 3:45PM

*Included in Registration SuperPass (Option A) or Registration Option C

Happy (Half) Hour Break in Exhibit Hall

3:30 PM - 5:30 PM

*Included in Registration SuperPass (Option A) or Registration Option C

Emerging Technology Session

SAGES does not offer CME for this session

Session Chair: Matthew M. Hutter, MD; Session Co-Chair: Dmitry Oleynikov, MD

SESSION DESCRIPTION

For the 10th year, SAGES, as part of the SAGES Technology Initiative, will present the Emerging Technology Session. Surgeons, physicians, scientists from academic centers as well as industry are invited to submit abstracts for consideration. Submissions that reflect "late breaking", "cutting-edge" or novel information are greatly encouraged. Submission of preliminary results for new technologies is encouraged as well.

SESSION OBJECTIVES

At the conclusion of this session, participants will be able to:

- Identify and employ new strategies relating to MIS surgical issues
- Recognize personal gaps in knowledge which will lead to further independent study
- Recognize safe and effective strategies to correct common GI, HPB and abdominal wall disease processes

Friday, April 4, 2014

3:45 PM - 5:30 PM

*Included in Registration SuperPass (Option A) or Registration Option C



MIS for Acute Care Surgeons

Session Chair: Kosar A. Khwaja, MD; Session Co-Chair: Garth R. Jacobsen, MD

SESSION DESCRIPTION

This session is intended for all general surgeons and trainees who are involved with the assessment and management of general surgery patients in the emergency setting. It will provide an opportunity to discuss the safe use of the minimally invasive approach, as well as tips and tricks, to common general surgery emergencies.

SESSION OBJECTIVES

At the conclusion of this session, participants will be able to:

- Recognize the indications for open versus minimally invasive approach in sick patients in the emergency setting
- Understand current management strategies for common general surgery emergencies such as acute cholecystitis, diverticulitis, C. Difficile colitis, bowel obstructions, etc.
- Apply surgical tips and tricks in difficult situations in the Operating Room in common general surgery emergencies

ACTIVITY OUTLINE

Time	Presentation Title	Faculty Name
3:45PM	 Physiologic Effects of Pneumoperitoneum: Implications of Laparoscopy in Sick Patients	Kosar Khwaja, MD, MSc, MBA
3:55PM	Optimal Timing for Laparoscopic Cholecystectomies	Garth Jacobsen, MD
4:05PM	 Bariatric Emergencies: What Every Acute Care Surgeon Must Know	Samaad Malik, MD, MSc
4:15PM	Minimally invasive Approach to Acute Diverticulitis	Elizabeth McLemore, MD
4:25PM	Minimally invasive Approach to C. Difficile Colitis	Brian Zuckerbraun, MD
4:35PM	Laparoscopic Approach to Bowel Obstructions	Simon Bergman, MD
4:45PM	Incarcerated Hernias: Tips and Tricks to the Minimally Invasive Approach	B. Todd Heniford, MD
4:55PM	Bedside Laparoscopy in the Intensive Care Unit	Ronald Sing, MD
5:05PM	Laparoscopic Exploration for Penetrating Trauma	Jose Diaz Jr, MD
5:15PM	Panel Discussion	

SAGES 2014

Scientific Session & Postgraduate Courses



Friday, April 4, 2014

3:45 PM - 5:30 PM

*Included in Registration SuperPass (Option A) or Registration Option C

SAGES/EAES Panel: Benign Foregut – Opinions and Evidence in the Management of Benign Esophageal Disorders

Session Chair: Marco G. Patti, MD; Session Co-Chair: Eduardo Targarona, MD



SESSION DESCRIPTION

General surgeons who treat benign esophageal disorders should attend. This session will provide valuable information about the diagnosis of these disorders. In addition, different treatment options will be discussed and recommendations will be based on evidence. Particular cases will be presented to enhance the important points.

SESSION OBJECTIVES

At the conclusion of this session, participants will be able to:

- Perform a careful and thorough evaluation, establishing a definitive diagnosis
- Understand the pathophysiology of these diseases
- Plan treatment based on the pre-operative evaluation and the characteristics and history of individual patients

ACTIVITY OUTLINE

Time	Presentation Title	Faculty Name
3:45PM	Evaluation for GERD and Achalasia	Piero Marco Fisichella, MD
4:00PM	Barrett's Esophagus and High Grade Dysplasia. RFA, EMR, Resection?	Stuart Spechler, MD
4:10PM	Total Versus Partial Fundoplication	Brant Oelschlager, MD
4:20PM	GERD in the Morbidly Obese Patient	Blair Jobe, MD
4:30PM	Paraesophageal Hernia: Standards and Controversies	Eduardo M Targarona, MD
4:45PM	Achalasia: POEM is the Answer?	Karl Fuchs, MD
4:55PM	Achalasia: Heller Myotomy is the Gold Standard	Mario Morino, MD
5:05PM	Dysphagia After Heller Myotomy: Options	Marco G Patti, MD
5:20PM	Discussion	

To fully comply with ACCME regulations, all SAGES Meeting attendees must have their badge scanned before entering any course or session room in order to receive CME credit for that event.

SAGES 2014

Scientific Session & Postgraduate Courses

Friday, April 4, 2014



3:45 PM - 5:30 PM

*Included in Registration SuperPass (Option A) or Registration Option C

Resident/Fellow Scientific Session

Session Chair: Vanessa N. Palter, MD; Session Co-Chair: Linda P. Zhang, MD

SESSION DESCRIPTION

In this session, residents and fellows will present their clinical and basic science research to a panel of prominent faculty who are respected in the fields of minimally invasive / bariatric surgery, flexible gastrointestinal endoscopy, and surgical education. After each presentation, panelists will rank each speaker with regard to study content and originality, design and methodology, interpretation of results, and overall presentation skills. Awards will be given to the top two presenters at the conclusion of the session.

SESSION OBJECTIVES

At the conclusion of this session, participants will be able to:

- Identify challenges and pitfalls in research design, methodology, and critical review of results
- Discuss these challenges and pitfalls in order to improve future study design
- Recognize optimum communication skills in terms of a 10 minute presentation
- Acquire an appreciation for the depth and breadth of research conducted by surgical residents and fellows

ACTIVITY OUTLINE

Time	Presentation Title	Faculty Name
3:30PM	Introduction	Vanessa Palter, MD Linda Zhang, MD
3:35PM	Resident/Fellow Presentations	
5:30PM	Adjourned	

Expert Panelists: Desmond Birkett, MD; Steve Eubanks, MD; Antonio Lacy, MD; Mark Talamini, MD; Steven Wexner, MD

6:00PM - 7:00PM

Meet the Leadership Reception for Residents, Fellows & New Members

Location: The Depot (see page 60 for details)

7:00PM - 11:00PM

*Included in Registration SuperPass (Option A)

Don't miss the SAGES Gala – An Evening at the Depot

Featuring: The International Sing-Off (see page 60 for details)



SAGES 2014 Scientific Session & Postgraduate Courses



Saturday, April 5, 2014

SAGES 2014

Scientific Session & Postgraduate Courses

8:00AM - 9:30AM

*Included in Registration SuperPass (Option A) or Registration Option C

Concurrent Session SS11 Hernia

8:00AM - 9:30AM

*Included in Registration SuperPass (Option A) or Registration Option C

Concurrent Session SS12 Robotics/Ergonomics

8:00AM - 9:30AM

*Included in Registration SuperPass (Option A) or Registration Option C

Concurrent Session SS13 HPB

8:00 AM - 9:30 AM

*Included in Registration SuperPass (Option A) or Registration Option C

Bariatric Complications for the non-Bariatric Surgeon

Session Chair: Ninh Tuan Nguyen, MD; Session Co-Chair: Matthew I. Goldblatt, MD

SESSION DESCRIPTION

Because of the rapid increase in frequency of bariatric operations being performed in the US, surgeons who do not perform these operations are increasingly called upon to evaluate bariatric patients in the emergency room. With little knowledge of the procedures that have been performed, many general surgeons are in unfamiliar territory. This session will focus on recognition and management of common bariatric complications that may present to a general surgeon. A brief overview of the currently recognized procedures and their variations will be discussed. Common postoperative complications will be outlined in detail whereas less common complications will be briefly described. Clinical presentation, work-up, and management schemes for these conditions will be described.

SESSION OBJECTIVES

At the conclusion of this session, participants will be able to:

- Utilize the current approved bariatric procedures and their variations, as appropriate
- Recognize common complications associated with bariatric operations such as bleeding, obstructions, band slippage, leaks, ulcers, pulmonary embolism, strictures and small bowel obstructions
- Improve management of bariatric complications

ACTIVITY OUTLINE

Time	Presentation Title	Faculty Name
8:00AM	Understanding Current Bariatric Procedures and its Variations	Matthew Goldblatt, MD
8:15AM	Recognition and Treatment of Leaks	Natan Zundel, MD
8:30AM	Management of Early and Late Obstructions	Daniel Herron, MD
8:45AM	Band Complications (Obstruction, Slippage & Erosion)	Jaime Ponce, MD
9:00AM	Management of GI Bleeding & Biliary Complications	Ninh Nguyen, MD
9:15AM	Q & A Session	

8:00 AM - 9:30 AM

*Included in Registration SuperPass (Option A) or Registration Option C

Why Haven't Conversion Rates Improved?

Session Chair: Ali Tavakkoli, MD; Session Co-Chair: Elisabeth C. McLemore, MD

SESSION DESCRIPTION

Minimally invasive surgery offers clear benefits to the patient, however is not always feasible and necessitates conversion to open surgery. Despite improvements in surgical technology, equipment and training, the conversion rates to open surgery have however remained largely unchanged, highlighting an area where the field could improve. This session aims to review the trends in rates of conversion, and provide a better understanding of why it occurs and how we could do better.

SESSION OBJECTIVES

At the conclusion of this session, participants will be able to:

- Assess advantages and disadvantages of conversion to open surgery
- Identify patients at high risk of conversion and adjust surgical decisions accordingly
- Recognize opportunities to reduce conversion rates

ACTIVITY OUTLINE

Time	Presentation Title	Faculty Name
8:00AM	Trends in Surgical Conversion Rates – Are We Getting Better or Staying the Same?	Dimitrios Tsakayannis, MD
8:15AM	Risk Factors and Clinical Utility of Risk Scores for Conversion	Elisabeth McLemore, MD
8:30AM	You Should Convert Early: Cost, Outcomes and Legal Implications	LD Britt, MD
8:45AM	Don't Rush to Convert: Cost, Outcomes and Legal Implications	Oliver Varban, MD
9:00AM	Looking Ahead: How Do We Improve Conversion Rates?	Abe Fingerhut, MD
9:15PM	Q & A	

Saturday, April 5, 2014



SAGES 2014
Scientific Session & Postgraduate Courses

9:30AM - 11:00AM

*Included in Registration SuperPass (Option A) or Registration Option C

SS14 Plenary Session 2

10:00AM - 12:30PM

*Included in Registration SuperPass (Option A) or Registration Option C

Exhibits, Poster Session, and Learning Center Open

11:00AM - 11:45AM

SAGES Annual General Membership Business Meeting *All SAGES Members Encouraged to Attend!*

AGENDA

President's Introduction	Gerald M. Fried, MD
Report of Ballots, Bylaws Changes, Introduction of new Officers/Board Members	Tonia M. Young-Fadok, MD, MS
Committee Reports	
Remarks by Incoming President	L. Michael Brunt, MD

11:45AM - 12:30PM

*Included in Registration SuperPass (Option A) or Registration Option C

FREE LUNCH in Exhibit Hall for all attendees

12:30PM - 2:00PM

*Included in Registration SuperPass (Option A) or Registration Option C

Concurrent Session SS15 Colorectal

12:30PM - 2:00PM

*Included in Registration SuperPass (Option A) or Registration Option C

Concurrent Session SS16 Flexible Endoscopy

12:30PM - 2:00PM

*Included in Registration SuperPass (Option A) or Registration Option C

Concurrent Session SS17 Foregut

12:30PM - 2:00PM

*Included in Registration SuperPass (Option A) or Registration Option C

Concurrent Session SS18 Bariatric 2

12:30PM - 2:00PM

*Included in Registration SuperPass (Option A) or Registration Option C

Concurrent Session SS19 Quick Shots 2

8:00 AM - 1:00 PM

*No Fee for High School Students

SAGES Mini-Medical School Boot Camp

SAGES does not offer CME for this session

Session Chair: James C. Rosser Jr, MD; Session Co-Chair: Raymond R. Price, MD

High School Rep/ Top Gun for Kids: Elliott Powers

Building on success of previous years, high school students from the Salt Lake City area and SAGES membership will have the opportunity to experience the wonderful world of medicine and minimally invasive surgery. With projected physician and surgeon shortages in the future, this program is timely and hopefully will promote early decisions to join our noble profession. The day is power packed with classroom lectures, tours of the Learning Center and Exhibit Hall and the Top Gun Interactive Experience. Both cognitive and skill competitions with awards and prizes will be offered. So do not delay in contacting SAGES for more information because space is limited.

The SAGES Mini Med School is designed to expose high school students to the field of Surgery through lecture and simulation. Students will begin to appreciate that being in the OR is rewarding, important work, and fun.

The Interactive Experience is a power packed hour that will allow the students to show that they have the "right stuff" to join the ranks of laparoscopic surgeons one day. From video games that help decrease errors, to robotic helicopters to FLS and Top Gun drills, this will be a grand finale to the SAGES Mini Med School experience.

Program limited to 100 students. Letter of recommendation from a high school teacher is required.



SAGES 2014

Scientific Session & Postgraduate Courses

SAGES Emerging Technology Session

Call for Abstracts

SUBMISSION DEADLINE: January 24, 2014

All abstracts for this session **MUST BE SUBMITTED ONLINE.**

Please visit <http://www.sages.org/abstracts> for instructions.

You are invited to submit papers to the "Emerging Technology" session to be held during the 2014 SAGES Annual Meeting. The meeting will be held April 2 - 5 in Salt Lake City, UT at the Salt Lake Convention Center.

This category of abstract is open to both physicians and industry engineers / scientists / researchers. It should be used for reporting on cutting edge or emerging technologies for which formal experimental data may not yet be available. Developers and inventors are encouraged to present their own work.

IF YOU ARE PLANNING TO SUBMIT OR DISCUSS ANY IDEAS OR INVENTIONS, before you submit or discuss them, please keep in mind that discussing or displaying them at this meeting may be considered a public disclosure of the idea or invention, which can negatively affect your right to protect that idea or invention. You may also have duties to your employer relating to that idea or invention, and should discuss the impact of a disclosure with the proper representatives of your employer before you submit or discuss it.

Abstracts will be accepted until **January 24, 2014** and will undergo an expedited review process. This session is appropriate for technologies that may still be under development. Since the Emerging Technology session **will not include CME credit**, topics are not limited to formal studies or experiments but may include description based abstracts or very preliminary results. Presentations will be 5 to 10 minutes in length. Accepted abstracts will be published in the 2014 Meeting App and on the SAGES website.

Submissions should follow the following format:

1. Objective of the technology or device
2. Description of the technology and method of its use or application
3. Preliminary results if available
4. Conclusions / future directions

**All abstracts for this session MUST BE SUBMITTED ONLINE.
Please visit <http://www.sages.org/abstracts> for instructions.**

If you have any questions, please contact the SAGES office at 310-437-0544, ext. 118
FAX: 310-437-0585 or email: abstracts@sages.org.

Sincerely,

Matthew Hutter, MD – 2014 Emerging Technology Chair

Dmitry Oleynikov, MD – 2014 Emerging Technology Co-Chair

2014 Learning Center

SAGES does not offer CME for these sessions



SAGES 2014

Scientific Session & Postgraduate Courses

1. Top Gun

Coordinator: James "Butch" Rosser, MD

The Top Gun Laparoscopic Skill Shootout Station will allow participants of all levels of training to develop and improve their laparoscopic skills. The station will feature the validated "Rosser TOP GUN" skill development stations developed by Dr. Rosser and made famous at Yale. To date, over 6000 surgeons have participated around the world. Instructors will show tactics and techniques that will transfer readily into the clinical environment. In addition, participants will be completing for slots in the Top Gun Shoot Out that will crown one SAGES 2014 TOP GUN.

Objectives:

At the conclusion of this activity, the participant will be able to:

- Review the Rosser suturing algorithm
- Perform dexterity skills and suturing exercises using the "Rosser TOP GUN" training stations
- Compete with other surgeons in the Top Gun Shoot Out

2. Fundamentals of Laparoscopic Surgery™ (FLS), 2.0/VR Simulation

Coordinators: David McClusky, MD and Suvranu De, Sc.D.

Fundamentals of Laparoscopic Surgery™ is a joint program of SAGES and ACS which is now required for board certification of general surgery residents. It was designed to teach physiology, fundamental knowledge, and technical skills that are required for competency in laparoscopic surgery. This station will introduce participants to the FLS technical tasks, as well as innovative Virtual Reality simulator (VBLAST) which has been designed to replicate these tasks in a virtual environment. The web-based content of FLS 2.0 (updated recently with fresh material) will be available to participants as well.

Objectives:

At the conclusion of this activity participants will be able to:

- Describe the components of the FLS 2.0 program
- Explain the preoperative, intraoperative, and postoperative considerations fundamental to laparoscopic surgery
- Have exposure to the technical tasks involved
- Have exposure to the tasks in an innovative Virtual Reality environment

3. Fundamentals of Endoscopic Surgery™ (FES)

Coordinator: Jonathan Pearl, MD

Flexible Endoscopy continues to be an important component to a General Surgeons practice. Endoscopy requirements in residency training have increased over the past few years and simulation training will soon be a requirement. This station will showcase the newly developed Flexible Endoscopy training models. These models allow training in scope navigation, tissue

targeting, retroflexion and loop reduction. The models are simple to make and can easily be adopted in a residency training curriculum. This station will also allow the user to utilize a virtual reality simulator for both upper and lower endoscopy.

Objectives:

At the conclusion of this activity, the participant will be able to:

- Practice valuable endoscopic skills in a reproducible model
- Perform various endoscopic tasks in a virtual reality simulator
- Evaluate the SAGES endoscopic curriculum

4. Fundamental Use of Surgical Energy™ (FUSE)

Coordinator: Pascal Fuchshuber, MD

SAGES has developed a curriculum to help with the understanding and safe use of energy devices in the operating room. This learning station will allow the user to review the science and safety behind monopolar, bipolar and ultrasonic energy devices.

Objectives:

At the conclusion of this activity, the participant should be able to:

- Describe the physics behind common energy devices in the operating room
- Demonstrate the safe use of these energy devices
- Evaluate the SAGES FUSE curriculum

5. Single Port Laparoscopic Surgery

Coordinator: David Renton, MD

Single Port Laparoscopic Surgery is an alternative to multiple port laparoscopic surgery. There are multiple methods to gain entry into the abdominal cavity and multiple techniques to perform the operations. At this station, the user will be able to use the multiple access ports commercially available. The user will also be able to use both straight and articulating instruments to perform various tasks, including suturing on an inanimate trainer.

Objectives:

At the conclusion of this activity, the participant will be able to:

- Perform various laparoscopic tasks such as suturing and running bowel
- Compare Single Port surgery to traditional laparoscopic surgery
- Insert various types of Single Port Access devices

6. Hernia

*** SPOTLIGHT ON HERNIA * Activity**

Coordinator: Igor Belyansky, MD

Complex ventral hernias require an understanding of abdominal wall anatomy. The innervation of the muscles and the blood supply to the abdominal wall skin determine how a complex repair should be approached. This station will demonstrate using videos and an inanimate model how to approach complex abdominal wall hernias.

Chair: S. Scott Davis, Jr., MD
Co-Chair: Matthew Goldblatt, MD

Hours of Operation:

Thurs., April 3, 2014: 9:30 am - 4:00pm

Friday, April 4, 2014: 9:30am - 4:00pm

Sat. April 5, 2014: 10:00am - 1:00pm

Objectives:

At the conclusion of this activity, the participant should be able to:

- Describe the anatomy of the abdominal wall
- Describe and learn the steps involved with performing a minimally invasive external oblique component separation
- Practice mesh placement and securing techniques

7. Laparoscopic Common Bile Duct Exploration

Coordinator: Eric Hungness, MD

Laparoscopic common bile duct exploration is a surgical technique that allows the common bile duct to be cleared of biliary stones without the need for open or endoscopic procedures. At this station participants will learn the available techniques used for laparoscopic bile duct exploration.

Objectives:

At the conclusion of this activity, the participant should be able to:

- Practice the techniques available for cannulating the common bile duct
- Practice various techniques for clearing the common bile duct of stones

8. Video Learning Station

Coordinator: Ankit Patel, MD

Video Learning is playing an increasing role in the education for surgeons. With increasing variety of procedures being done using minimally invasive techniques, there is increasing opportunity to use video for educational purposes. This station will be designed to provide topic specific education using videos in the SAGES archives. Top videos from the archives addressing the topics of Bariatric surgery, Foregut surgery, and Hernia surgery will be chosen and available to participants to learn operative techniques.

Objectives:

At the conclusion of this activity participants will be able to:









- Describe operative strategies pertinent to hernia surgery- inguinal hernia and ventral hernia will be addressed with examples given for difficult cases and operative approaches that may be chosen
- Describe operative strategies for bariatric surgery – including primary operations and revisions
- Describe operative strategies for foregut surgery – including primary operations and revisions



SAGES



Society of American Gastrointestinal and Endoscopic Surgeons



Resource/Program	Description	Members	Non-Members
<p style="writing-mode: vertical-rl; transform: rotate(180deg);">SAGES Media Madness! Now available on sages.org</p>      <p>THE SAGES SOCIAL NETWORK</p>	<p>iMAGES provides access to vast library of digital images, photos and graphics.</p> <p>SAGES TV is a central “searchable and fully navigational” depository for SAGES videos</p> <p>S-Wiki is a surgical “Wikipedia” that has significant potential to become the most authoritative surgical reference on the web.</p> <p>These webinars have been developed specifically for residents and will feature expert panelist from SAGES.</p> <p>SAGESPAGES is a surgeon-to-surgeon social network that will have replaced the previous SAGES member area.</p>	<ul style="list-style-type: none"> Download images Utilize images in Presentations Upload/Share/Archive images Rate/Review images Upload/Share/Archive Videos Rate/Review Videos Edit Existing Articles Create New Articles <p>Register and Participate in SAGES Resident Webinars for Free!</p> <ul style="list-style-type: none"> Post enhanced member profiles Build “Friendships” with members Messaging between members Participate Committees Upload/Archive documents 	<p>View access only to low resolution image versions</p> <p>View access only to video catalog</p> <p>Read only Access to Articles</p> <p>Register and Participate in SAGES Resident Webinars for Free!</p> <ul style="list-style-type: none"> Search/View Member Profiles Read only access to public documents and updates
<p style="writing-mode: vertical-rl; transform: rotate(180deg);">ELECTRONIC RESOURCES</p>  <p>Education • Research • Innovation</p>	<p>SAGES University facilitates online education content for Part 2 Self Assessment CME credit.</p>	<p>Full Access to complete all SAGES U Courses and obtain Self Assessment CME Credit, applicable toward fulfilling Part 2 of the ABS MOC Program</p>	<p>This Resource is for Members Only</p>
	<p>MYCME is a central repository to track all SAGES awarded Part 2 Self Assessment CME credit.</p>	<p>View and track all SAGES related CME Credit obtained from SAGES U and Live events</p>	<p>View and track all SAGES related CME Credit obtained from live events</p>
<p>▶ SAGES Guidelines</p>	<p>A complete list of all currently published SAGES Guidelines on the SAGES publication page.</p>	<p>On-line access to all SAGES Guidelines</p>	<p>On-line access to all SAGES Guidelines</p>
<p>▶ SAGES Go Global</p> 	<p>SAGES International Proctoring Courses are a vehicle for SAGES to “give back” to the world community by leveraging its leading educational and training activities to become a leader in bringing safe minimally invasive surgery to the developing world.</p>	<p>SAGES Members may volunteer to participate in SAGES Go Global Activities</p>	
<p>▶ MIS Safety Checklist</p>	<p>A checklist developed by SAGES and AORN to aid operating room personnel in the preparation of equipment and other duties unique to laparoscopic surgery cases.</p>	<p>On-line access to all SAGES Guidelines</p>	<p>On-line access to all SAGES Guidelines</p>

For information how to become SAGES member go to www.sages.org/membership


RESOURCES

www.sages.org

For product details and to order please visit www.cine-med.com/sages or call (800) 253-7657 or (203) 263-0006

Resource/Program	Description	Members	Non-Members
	<p>SAGES Pearls Series Step by Step</p> <ul style="list-style-type: none"> • Short Video Clips • Expert Narratives • Tips • Tricks • Important Steps 	<p>Available For Purchase. Member Discount Available For product details visit www.cine-med.com/sages</p>	<p>Available For Purchase. Full Price</p>
<p>SAGES TOP 21 DVD</p> 	<p>This Collection contains the most common minimally invasive procedures performed by general surgeons, as determined by the SAGES Educational Resources Committee. SAGES Top 21 replaces the very popular SAGES Top 14 DVD, with all new videos and commentaries.</p>	<p>Available For Purchase. Member Discount Available For product details visit www.cine-med.com/sages</p>	<p>Available For Purchase. Full Price</p>
	<p>SAGES Grand Rounds Master Series offers video, slide presentations, discussion and in depth education.</p>	<p>Available For Purchase. Member Discount Available For product details visit www.cine-med.com/sages</p>	<p>Available For Purchase. Full Price</p>
<p>Patient Information Brochures</p> 	<p>The SAGES Educational Resources Committee has developed these patient information brochures to assist surgeons in preparing their patients for surgery. Given the variations in technique, SAGES has designed these handouts to describe the most commonly performed techniques.</p>	<p>Available For Purchase. Member Discount Available For product details visit www.cine-med.com/sages</p>	<p>Available For Purchase. Full Price</p>
	<p>On-line based education module designed to teach physiology, fundamental knowledge & technical skills.</p>	<p>Available For Purchase. Member Discount Available To order FLS, please visit www.flsprogram.org or call 310-437-0544 x 137</p>	<p>Available For Purchase. Full Price</p>
	<p>The Fundamentals of Endoscopic Surgery™ (FES) Program is a test of knowledge and skills in flexible gastrointestinal (GI) endoscopy. FES is the flexible endoscopy equivalent of the Fundamentals of Laparoscopic Surgery™ (FLS) Program developed by SAGES.</p>	<p>Available For Purchase. Discount available for limited time only. To order FES please visit www.fesprogram.org or call 310-437-0544x149</p>	<p>Available For Purchase. Discount available for limited time only.</p>

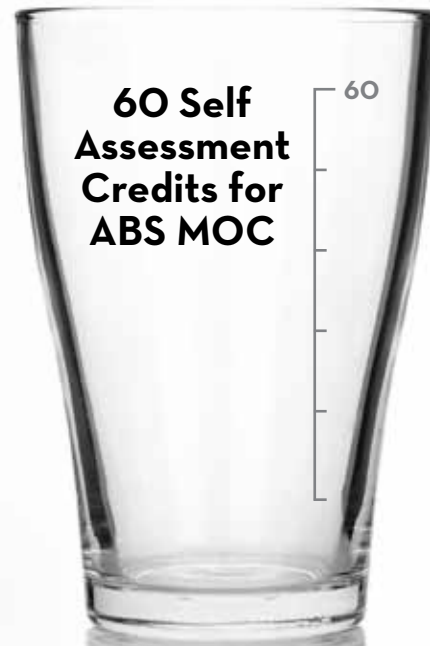
COMING SOON!

	<p>The Fundamental Use of Surgical Energy™ (FUSE) Program is an educational program/curriculum that will cover the use of energy in interventional procedure in the operating room and endoscopic procedure areas.</p>	<p>Will Soon Be Available For Purchase. Standard Price Please visit www.fuseprogram.org</p>	<p>Will Soon Be Available For Purchase. Standard Price</p>
---	---	--	---

VIDEO EDUCATION CURRICULUM



got self assessment credit?



Did you know that the American Board of Surgery requires 60 Category 1 CME Credits from a self assessment activity every 3 years for Maintenance of Certification (MOC)?

Get your self assessment credit from SAGES today:

- SAGES University (university.sages.org)
- SAGES Annual Meeting (www.sages2014.org)
- Fundamentals of Laparoscopic Surgery™ (<http://www.flsprogram.org/>)
- Fundamentals of Endoscopic Surgery (<http://www.fesprogram.org/>)



Join SAGES Today

"SAGES has been the most meaningful part of my surgical life. I can't imagine what I'd do without it."

"SAGES is the place that I come in my professional life to get excited, to get energized, and to work on projects that have real meaning and are going to come to fruition and have impact. And, it's a place where I meet my friends and make meaningful professional connections."



"SAGES brought together a group of energetic, bold, visionaries who had the guts to do things that hadn't been done before and with that, they changed the history of the world and they changed surgery."



SEE YOUR MEMBERSHIP PAY FOR ITSELF AND BEYOND!

Join now and become eligible for the member rate at the 2014 meeting and enjoy the benefits of SAGES membership including:

- Cutting-edge education and professional development programs
- Networking with colleagues and experts in the field of gastrointestinal and endoscopic surgery
- Support for achievement in laparoscopic and endoscopic surgery
- Exposure to state of the art surgical technology and techniques
- Annual subscription to the Surgical Endoscopy Journal
- Member-only research awards and career development grants
- Substantial savings on meeting fees
- Leadership Opportunities

... And so much more. Visit www.sages.org/membership/benefits/.

Ph. 310. 437.0544 ext. 156

SAGES Mission

Improve quality patient care through education, research, innovation and leadership, principally in gastrointestinal and endoscopic surgery.



SAGES 2014

Scientific Session & Postgraduate Courses

SAGES Invited Faculty Tentative List as of Oct., 2013

All faculty listed have been invited, but some may not yet be confirmed.

Rajesh Aggarwal, MD, Philadelphia, PA
Thomas Aloia, MD, Houston, TX
Alonso Alvarado, MD, Panama City, Panama
Maurice E. Arregui, MD, Indianapolis, IN
Horacio J. Asbun, MD, Jacksonville, FL
Michael Magdi Awad, MD, St. Louis, MO
Ralph W. Aye, MD, Seattle, WA
Kenneth Azarow, MD, Portland, OR
Igor Belyansky, MD, Annapolis, MD
George Berci, MD, Los Angeles, CA
Simon Bergman, MD, Montreal, QC, Canada
Ramon Berguer, MD, Martinez, CA
Marcos A. Berry, MD, Santiago, Chile
Desmond H. Birkett, MD, Burlington, MA
Steven P. Bowers, MD, Jacksonville, FL
Robert Joshua Bowles, MD, Miami, FL
Richard Boyd, BA, Chapel Hill, NC
Stacy A. Brethauer, MD, Avon, OH
L.D. Britt, MD, Norfolk, VA
L. Michael Brunt, MD, St Louis, MO
Jo Buyske, MD, Philadelphia, PA
Mark P. Callery, MD, Boston, MA
Diego R. Camacho, MD, Bronx, NY
Josemberg Campos, MD, Sao Paulo, Brazil
Alfredo M. Carbonell, DO, Greenville, SC
Franco Carli, MD, Montreal, QC, Canada
Gustavo L. Carvalho, MD, Recife - PE, Brazil
Leandro T. Cavazzola, MD, PhD, Porto Alegre-RS, Brazil
Christy Y. Chai, MD, San Antonio, TX
Bradley Champagne, MD, Cleveland, OH
Bipan Chand, MD, Maywood, IL
George J. Chang, MD, Houston, TX
William S. Cobb, MD, Greenville, SC
Kyle Graham Cologne, MD, Los Angeles, CA
S. Scott Davis Jr, MD, Atlanta, GA
Suvranu De, Sc.D., Troy, NY
Conor P. Delaney, MD, PhD, Cleveland, OH
Nicolas Demartines, MD, Lausanne, Switzerland
Steven R. DeMeester, MD, Los Angeles, CA
Sebastian Demyttenaere, MD, Montreal, QC, Canada
George Denoto, MD, Manhasset, NY
Jose J. Diaz Jr, MD, Baltimore, MD
Quan-Yang Duh, MD, San Francisco, CA
Duane Duke, MD, Bethesda, MD
Brian J. Dunkin, MD, Houston, TX
Christy Martinez Dunst, MD, Portland, OR
David Bryan Earle, MD, Springfield, MA
Brian Eastridge, MD, San Antonio, TX
Heidi Elliott, MD, Cleveland, OH
C. Neal Ellis, MD, Pittsburgh, PA
David Etzioni, MD, Phoenix, AZ
Steve Eubanks, MD, Orlando, FL
Matt Fahy, New Haven, CT
Robert D. Fanelli, MD, Sayre, PA
Timothy Farrell, MD, Chapel Hill, NC
Liane S. Feldman, MD, Montreal, QC, Canada
Alberto R. Ferreres, MD, PhD, Buenos Aires, Argentina
Lorenzo E. Ferri, MD, Montreal, QC, Canada
Alessandro Fichera, MD, Seattle, WA
Abe L. Fingerhut, MD, Poissy, France
Samuel R.G. Finlayson, MD, Boston, MA
Jason Craig Fisher, MD, New York, NY
Piero Marco Fisichella, MD, Maywood, IL
Morris E. Franklin Jr, MD, San Antonio, TX
Gerald M. Fried, MD, Montreal, QC, Canada
Karl H. Fuchs, MD, Frankfurt, Germany
Pascal R. Fuchshuber, MD, Moraga, CA
Luke M Funk, MD, Madison, WI
Ronald A. Gagliano Jr., MD, Honolulu, HI

Manoel P Galvao Neto, MD, Sao Paulo, Brazil
Daniel P. Geisler, MD, Columbus, OH
Keith Steven Gersin, MD, Charlotte, NC
Matthew I. Goldblatt, MD, Milwaukee, WI
Magdalena Gomez, RN, Phoenix, AZ
Jon C. Gould, MD, Milwaukee, WI
Frederick L. Greene, MD, Charlotte, NC
Dieter P. Hahnloser, MD, Lausanne, Switzerland
Ho-Seong Han, MD, Seoul, Korea
Sang-Uk Han, MD, PhD, Gyeonggi-do, Korea
Paul Daniel Hansen, MD, Portland, OR
Kristi Lee Harold, MD, Phoenix, AZ
Robert H. Hawes, MD, Orlando, FL
Jeffrey W. Hazey, MD, Columbus, OH
B. Todd Heniford, MD, Charlotte, NC
Daniel M. Herron, MD, New York, NY
Michael Hinni, MD, Phoenix, AZ
Michael D. Holzman, MD, Nashville, TN
Elizabeth Joy Honigsberg, MD, Scarsdale, NY
William W. Hope, MD, Wilmington, NC
Santiago Horgan, MD, San Diego, CA
Karen D. Horvath, MD, Seattle, WA
Tracy Hull, MD, Cleveland, OH
Eric Steven Hungness, MD, Chicago, IL
John Hunter, MD, Portland, OR
Matthew M. Hutter, MD, Boston, MA
David A. Iannitti, MD, Charlotte, NC
Haruhiro Inoue, MD, Yokohama, Japan
Gretchen Purcell Jackson, MD, Nashville, TN
Garth R. Jacobsen, MD, Rancho Santa Fe, CA
Rohan Jeyarajah, MD, Dallas, TX
Blair A. Jobe, MD, Pittsburgh, PA
Daniel Bougere Jones, MD, Boston, MA
Aliyah Kanji, MD, Columbus, OH
Sergey V. Kantsevov, MD, Baltimore, MD
Henrik Kehlet, MD, Hvidovre, Denmark
Kent W. Kercher, MD, Charlotte, NC
Herman Kessler, MD, Cleveland, OH
Leena Khaitan, MD, Chardon, OH
Kosar A. Khwaja, MD, Montreal, QC, Canada
Hyung-Ho Kim, MD, Seongnam, Korea
Seon-Han Kim, MD, Seoul, Korea
Young-Woo Kim, MD, Kyonggi, Korea
Michael L. Kochman, MD, Philadelphia, PA
Mukta Krane, MD, Chicago, IL
Antonio M. Lacy, MD, Barcelona, Spain
Karl A. Leblanc, MD, Baton Rouge, LA
Woo-Jeong Lee, MD, Seoul, Korea
Herbert Lerner, MD, Silver Spring, MD
Richard Levin, MD, Englewood Cliffs, NJ
Anne O. Lidor, MD, Baltimore, MD
Robert B. Lim, MD, Honolulu, HI
John G. Linn, MD, Evanston, IL
Olle Ljungqvist, MD, PhD, Örebro, Sweden
Emanuele Lo Menzo, MD, Weston, FL
Claudia Lorenzetti, MD, Brazil
Brian Louie, MD, Seattle, WA
Amin Madani, MD, Montreal, QC, Canada
Martin Makary, MD, Baltimore, MD
Samaad Malik, MD, Victoria, BC, Canada
Gerald Marks, MD, Wynnewood, PA
Jeffrey M. Marks, MD, Cleveland, OH
John H. Marks, MD, Wynnewood, PA
Matthew Jeffrey Martin, MD, Olympia, WA
Jose M. Martinez, MD, Miami, FL
John Martinie, MD, Charlotte, NC
Samer G. Mattar, MD, Indianapolis, IN
Brent D. Matthews, MD, St Louis, MO
David A. McClusky, MD, Atlanta, GA

SAGES Invited Faculty Tentative List as of Oct., 2013

All faculty listed have been invited, but some may not yet be confirmed.

Michael Francis McGee, MD, Tulsa, OK
Mabula Mchembe, MD, Dar-es-salaam, Tanzania
Elisabeth C. McLemore, MD, La Jolla, CA
Kelly McQueen, MD, Nashville, TN
John D. Mellinger, MD, Springfield, IL
W. Scott Melvin, MD, Columbus, OH
Dean J. Mikami, MD, Columbus, OH
John R.T. Monson, MD, Rochester, NY
Eduardo Moreno-Paquentin, MD, Tlaxala Santa Fe, Mexico
Mario Morino, MD, Torino, Italy
Malcolm G. Munro, MD, Los Angeles, CA
Kenric M. Murayama, MD, Abington, PA
Jamie Murphy, MD, London, GB
Matthew G. Mutch, MD, St Louis, MO
Alex P. Nagle, MD, Chicago, IL
Ninh Tuan Nguyen, MD, Orange, CA
Sabrena F. Noria, MD, PhD, Columbus, OH
Yuri Novitsky, MD, Cleveland, OH
Fiemu E. Nwariaku, MD, Dallas, TX
Brant K. Oelschlager, MD, Seattle, WA
Allan E. Okrainec, MD, Toronto, ON, Canada
Dmitry Oleynikov, MD, Omaha, NE
Raymond P. Onders, MD, Shaker Heights, OH
Sergelen Orgoi, MD, Ulaanbaatar, UT, Mongolia
John T. Paige, MD, New Orleans, LA
Vanessa N. Palter, MD, Toronto, ON, Canada
Juan Pablo Pantoja, MD, Mexico DF, Mexico
Adrian Park, MD, Annapolis, MD
Ankit Dilip Patel, MD, Atlanta, GA
Marco G. Patti, MD, Chicago, IL
Eric Mark Pauli, MD, Hershey, PA
Jonathan P. Pearl, MD, Baltimore, MD
Juan Pekolj, MD, Buenos Aires, Argentina
Nicole Pena, MD, Santo Domingo, Dominican Republic
Joseph B. Petelin, MD, Shawnee Mission, KS
Jeffrey H. Peters, MD, Rochester, NY
Edward H. Phillips, MD, Los Angeles, CA
Melissa Susan Phillips, MD, Knoxville, TN
Jaime Ponce, MD, Dalton, GA
Jeffrey L. Ponsky, MD, Moreland Hill, OH
COL (Ret) Walter Pories, MD, Greenville, NC
Benjamin K. Poulouse, MD, Nashville, TN
Raymond R. Price, MD, Murray, UT
Aurora Dawn Pryor, MD, Stony Brook, NY
Carla Marie Pugh, MD, PhD, Madison, WI
Sonia L. Ramamoorthy, MD, La Jolla, CA
Bruce J. Ramshaw, MD, Daytona Beach, FL
David W. Rattner, MD, Boston, MA
Kevin M. Reavis, MD, Portland, OR
David B. Renton, MD, Columbus, OH
William O. Richards, MD, Mobile, AL
William S. Richardson, MD, New Orleans, LA
E. Matthew Ritter, MD, Bethesda, MD
Homero Rivas, MD, Stanford, CA
Kurt E. Roberts, MD, New Haven, CT
Thomas N. Robinson, MD, Denver, CO
Carlos J Rodriguez, MD, Bethesda, MD
Michael J. Rosen, MD, Cleveland, OH
Sharona B. Ross, MD, Tampa, FL
James C. Rosser Jr, MD, Celebration, FL
John Scott Roth, MD, Lexington, KY
Richard Rothstein, MD, Hanover, NH
Robert M. Rush, MD, Tacoma, WA
Yutaka Saito, MD, Tokyo, Japan
Gustavo Salinas, MD, Lima, Peru
Barry A. Salky, MD, New York, NY
Ganesh Sankaranarayanan, PhD, Cohoes, NY
Fernando Santos, MD, East Theford, VT
Juan M. Sarmiento, MD, Atlanta, GA

Bruce D. Schirmer, MD, Charlottesville, VA
Steve Schomisch, PhD, Cleveland, OH
Steven D. Schwartzberg, MD, Cambridge, MA
Daniel J. Scott, MD, Dallas, TX
Don J. Selzer, MD, Indianapolis, IN
Anthony J. Senagore, MD, Saginaw, MI
Neal E. Seymour, MD, Springfield, MA
Phillip P. Shaddock, MD, Durham, NC
Pareesh C. Shah, MD, New York, NY
Craig D Shriver, MD, Bethesda, MD
Lelan F. Sillin, MD, Burlington, MA
Elliott Silverman, PA-C, Bethesda, MD
Ronald Sing, MD, Charlotte, NC
Brian R. Smith, MD, Long Beach, CA
Richard R. Smith, MD, Honolulu, HI
Nathaniel J. Soper, MD, Chicago, IL
Konstantinos Spaniolas, MD, Greenville, NC
Stuart Jon Spechler, MD, Dallas, TX
Steven C. Stain, MD, Albany, NY
Stavros Stavropoulos, MD, Mineola, NY
Scott Russell Steele, MD, Fort Lewis, WA
Dimitrios Stefanidis, MD, PhD, Charlotte, NC
Bruce C. Steffes, MD, Linden, NC
Sharon L. Stein, MD, Cleveland, OH
Greg V. Stiegmann, MD, Aurora, CO
Steven Strasberg, MD, St Louis, MO
Kazuki Sumiyama, MD, Tokyo, Japan
Lee L. Swanstrom, MD, Portland, OR
Patricia Sylla, MD, Boston, MA
Samuel Szomstein, MD, Weston, FL
Mark A. Talamini, MD, San Diego, CA
Eduardo Targarona, MD, Barcelona, Spain
Nabil Tariq, MD, Houston, TX
John Tarpley, MD, Nashville, TN
Ali Tavakkoli, MD, Boston, MA
Ezra Nathaniel Teitelbaum, MD, Chicago, IL
Julie K. Thacker, MD, Durham, NC
Christopher C Thompson, MD, Boston, MA
Thadeus L. Trus, MD, Lebanon, NH
Dimitrios E. Tsakayannis, MD, Psychiko, Greece
Michael B. Ujiki, MD, Evanston, IL
David R. Urbach, MD, Toronto, ON, Canada
Oliver A. Varban, MD, Ann Arbor, MI
Ricardo Vasquez, MD, Bloomington, IN
Melina C. Vassiliou, MD, Montreal, QC, Canada
Khashayar Vaziri, MD, Washington, DC
Pratibha Vemulapalli, MD, New York, NY
Guy R. Voeller, MD, Germantown, TN
Eric Terril Volckmann, MD, Salt Lake City, UT
Danielle S Walsh, MD, Greenville, NC
R. Matthew Walsh, MD, Cleveland, OH
Debbie Watson, RN, Montreal, QC, Canada
Mark J. Watson, MD, Dallas, TX
Donald E. Wenner, MD, Roswell, NM
Eric Glenn Weiss, MD, Weston, FL
Steven D. Wexner, MD, Weston, FL
Richard Larry Whelan, MD, New York, NY
Mark H. Whiteford, MD, Portland, OR
David Williams, MD, Newmarket, ON, Canada
Erik B. Wilson, MD, Houston, TX
Tamara J Worlton, MD, Bethesda, MD
Yuhsin Victoria Wu, MD, Cleveland Heights, OH
Manabu Yamamoto, MD, PhD Tokyo, Japan
Tonia M. Young-Fadok, MD, MS Phoenix, AZ
Linda P. Zhang, MD, St Louis, MO
Amitai Ziv, MD, Ramat Gan, Israel
Brian Zuckerbraun, MD, Pittsburgh, PA
Natan Zundel, MD, Miami Beach, FL



SAGES 2014

Scientific Session & Postgraduate Courses



Registration & Hotel Reservation Instructions

Hotel Reservations

Please book your hotel rooms within the SAGES Hotel Block!

Orchid Event Solutions is providing one stop shopping for SAGES attendees' hotel reservation needs. We have contracted 4 hotels for you to choose what suits your preference. **The quickest and easiest way to reserve a hotel room for SAGES is on-line, www.sages.org/housing/.** If you require additional assistance, please call toll free 855-285-4791 or 1-801-433-0664.

Reservations Prior to the Deadline:

Book your room through our official housing page <http://www.sages.org/housing/>
Rooms are available on a first-come, first-serve basis!

Reservations After the Early Deadline:

Rooms and rates are not guaranteed and are subject to availability. See our online housing page for latest info <http://www.sages.org/housing/>

Shuttles:

Limited shuttle service will be provided for the Grand America Hotel only. Free fare zone TRAX train is also available. All hotels are within walking distance to the convention center. Additional shuttles will be provided from hotels to social events not within walking distance.

Hotel Changes and Cancellations:

Any changes or cancellations are available through the online reservation page. Look for the "Already Have a Reservation" link. Cancellation of hotel reservations made less than 14 days prior to your scheduled arrival is subject to \$50 cancellation fee and beyond that may result in a one-night room and tax charge to your credit card. Check your hotel confirmation letter for individual hotel policy.

Suites:

Please contact Orchid Event Solutions to inquire about rates and availability. toll free 855-285-4791 or 1-801-433-0664.

Registration & Housing Early Deadline: February 21, 2014

Registration

- **The quickest, easiest way to register for the SAGES Meeting is on-line, www.sages.org/registration/**
- To register for the SAGES meeting by paper, please complete the registration form on pages 61 - 62.
- Don't forget to register for your spouse/guest and social events!

Ways to Book Your Hotel Room:

All attendees are responsible for their own hotel reservation. Book online at: <http://www.sages.org/housing/>
Phone toll free 855-285-4791 or 1-801-433-0664





Hotel Features

All hotels are within walking distance to many of the Salt Lake City's leading tourist attractions and destinations including: the Discovery Gateway, The Temple Square, State Capitol Building, Clark Planetarium and the Leonardo.

Hotel	Single/Double Rate
-------	--------------------

1 Grand America Hotel & Towers (SAGES Headquarters Hotel) \$245 - \$265/night
555 South Main Street, Salt Lake City, Utah 84111

4 blocks from Salt Palace Convention Center



Salt Lake City's only 5 Diamond Hotel, The Grand America Hotel has the allure of Old World craftsmanship, charm and hospitality. All rooms and suites have been uniquely decorated with European flair with views of the mountains and elegantly landscaped gardens from patios and balconies that add to the feeling of spaciousness. Each room offers the finest in luxury accommodations: elegant linens, plush robes, luxurious imported marble bathrooms, dual-line phones and high speed Internet connections in every room, personal safes and ironing amenities. Suites feature welcoming foyers and graceful French doors leading to the bedroom. Dining options include The Garden Café: casual all-day dining as well as fine dining featuring New American Fusion cuisine; Lobby Lounge: enjoy afternoon tea in this comfortably sophisticated setting as well as fresh appetizers and cocktails in the evening; Gibson Girl Lounge: Reflecting the early 1900s Gibson Girl in the elegantly appointed

lounge where you can enjoy an appetizer and beverage; and 24-hour room Service. The Grand America Spa welcomes you to distinctive European ambience that is dedicated to overall health, fitness and well-being. Relax in the indoor pool or enjoy poolside service at the outdoor pool. The full-service salon and state-of-the-art fitness center, also add tranquility and balance to a renewed self.

2 Hilton Salt Lake City Center \$198/night
255 South West Temple, Salt Lake City, Utah 84101



Half block from Salt Palace Convention Center

The Hilton Salt Lake City Center hotel is ideally located in the entertainment district of Salt Lake City and adjacent to the Salt Palace Convention Center. Choose from an array of Guest Rooms, all offering high-speed internet access and panoramic views across the picturesque Salt Lake Valley and dramatic mountain peaks. Work out on modern Precor® equipment in the fitness center, or refresh yourself with a swim in the indoor heated lap pool and whirlpool. During your stay, choose from three great dining options, in-room dining, breakfast restaurant Trofi and Spencer's for Steaks and Chops. Starbucks Coffee is located in the main lobby. Outside of the hotel grounds you will find many attractions to keep you busy, including the Clark Planetarium, the Energy Solutions Arena, Utah Museum of Natural History and Utah's Hogle Zoo. This Salt Lake City hotel is the ideal base for sightseeing as it is conveniently located on the Salt Lake light rail system.

3 Salt Lake Marriott Downtown @ City Creek \$184/night
75 South West Temple, Salt Lake City, Utah 84101

Across the street from the main entrance of Salt Palace Convention Center



Enjoy downtown Salt Lake City hotel in the heart of Salt Lake's premier shopping, dining, and entertainment district, City Creek Center, with easy access to a myriad of attractions; ½ block from the world-famous Temple Square, and world headquarters of the Church of Jesus Christ of Latter-day Saints and the Tabernacle Choir. Work and relax in spacious guest rooms offering a modern mix of high-tech and high style, with movable desks, premium bedding and wireless HSIA. Dining choices include Elevations Restaurant offering a dining experience that blends urban American cuisine with a ski lodge-like ambience; newly renovated Destinations Lounge features a bistro style menu and innovative cocktails, along with craft beers and wines by the glass; and full service Starbucks. The hotel also offers fully equipped health and fitness center with indoor/outdoor swimming pool, sauna and whirlpool. Be inspired by spectacular views of the city and mountains from this downtown

Salt Lake City hotel.

4 Hotel Monaco \$179/night
15 W 200 South, Salt Lake City, Utah 84101



One block from the convention center

Salt Lake City's Guilty Pleasure, the Hotel Monaco, offers convenience for both business and leisure travelers. It is the Salt Lake's first boutique-style hotel beautifully decorated in an eclectic 1940's art deco theme. It features oversized furniture and bright colors, accented by exemplary service. Nationally recognized Bambara Restaurant and Club is located in the hotel. Amenities include hosted evening wine reception and complimentary massages; complimentary newspaper and coffee; in-room fax machines and coffee makers; and complimentary shoeshine. With the Salt Palace Convention Center, Historic Temple Square, Gateway Shopping Center, and the Energy Solutions Arena being just a few steps away; and 10 ski resorts within 30 miles, hotel visitors have the best of all worlds.



SAGES Social Programs

SAGES 2014

Scientific Session & Postgraduate Courses

The 17th Annual International "SING-OFF" Entry Instructions

How to Enter the Competition:

- 1) Due to limited time, you ABSOLUTELY MUST sign up in advance to participate. Acts will not be added on-site.
- 2) Only musical are welcome this year (no video).
- 3) All acts are limited to one song or presentation, not to exceed 5 minutes. The MC has been given "pull the plug" privilege, and will adhere strictly to this time restriction.
- 4) Keep in mind that the Sing-Off is in the name of fun. Serious musicians need not apply!
- 5) Please rehearse your act in advance. You will be performing for about 1,000 of your colleagues!
- 6) When you register, you must include the name of your group, names of participants (aliases are acceptable), name of your act or song, and city or institution. These will be published in the program. Please contact Sallie Matthews at the SAGES office (sallie@sages.org) no later than February 1, 2014 to participate.
- 7) All acts must provide a back-up MP3 at least 2 weeks prior to the event, or notification if live instruments will be used.
- 8) This event is open to all SAGES registrants and exhibitors



Welcome Reception - A Slew of Equipment Debuts in the Exhibit Hall!

Date: Wednesday, April 2
 Time: 5:30 - 7:30 PM
 Place: Exhibit Hall
 Fee: No Fee for Registrants & registered guests
 Dress: Business casual

Special promotions, presentations and entertainment. Great food!

Note: Children under the age of 14 will not be permitted in the Exhibit Hall due to safety considerations.

SAGES Meet the Leadership Reception for New SAGES Members Residents and Fellows

Date: Friday, April 4
 Time: 6:00 - 7:00 PM
 Place: The Depot
 Dress: Casual

SAGES is a family that values its new members AND new surgeons. Residents, fellows and new members: join us to chat, drink & snack with SAGES leaders many of whom are world acclaimed innovators in MIS surgery. The consummate networking opportunity.

Joint SAGES Gala Evening At the Depot Dinner and Sing-Off

Date: Friday, April 4
 Place: 400 West South Temple, Salt Lake City, UT 84101
 Time: 7:00 - 11:00 PM
 Dress: Fun-Casual, wear dancing shoes
 Fee: Included in Registration for SAGES Super Pass (Option A), & registered guests.
 Tickets: \$125.00 (for additional guests and SAGES Registration Options B & C)

Join us at Salt Lake City's premiere entertainment destination for a one-of-a-kind evening that you won't soon forget. Premium open bar, fabulous buffet and the best band in Salt Lake City will make for an unforgettable evening.

The evening will conclude with the 17th International Sing-Off!

Tours

This year SAGES will not host our own spouse tours. Once you have made hotel reservations, please contact either your hotel concierge or guest information staff person to get information about local tours. There will be local sites and information fliers and booklets available at the SAGES registration desk on site.

Skiing and Winter Sports Activities

Before or after the meeting, enjoy four world class ski resorts, just minutes from the downtown

Visit <http://www.visitsaltlake.com/ski/>
the official site for Salt Lake Ski Resorts

SAGES 2014 Meeting Registration Form (Part 1) www.sages.org/registration/



Registration Early Deadline: February 21, 2014

Please register online at www.sages.org/registration or complete registration form and mail/fax to:

2014 SAGES Registrar • 11300 W. Olympic Blvd., Ste. 600 • Los Angeles, CA 90064
 Phone: 310.437.0544 ext. 128 • Fax: 310.437.0585 • E-mail: registration@sages.org

Dr. Mr. Ms. Mrs. Miss

FIRST/GIVEN NAME _____ LAST/FAMILY NAME _____

ADDRESS _____

CITY _____ STATE/PROV. _____ ZIP/POSTAL CODE _____ COUNTRY _____

PHONE (COUNTRY CODE, CITY/AREA CODE, PHONE #) _____ CELL / MOBILE (COUNTRY CODE, CITY/AREA CODE, PHONE #) _____

E-MAIL ADDRESS _____

I allow SAGES to send me meeting related text / SMS messages during the meeting week.

Accepted Forms of Payment:

Checks payable to: SAGES in U.S. Dollars Credit Card - Visa/MasterCard/AMEX/Discover

CARD #: _____ EXP. DATE: _____ / _____ VERIFICATION CODE : _____
(VISA/MC 3 DIGITS ON THE BACK OF THE CARD. AMEX: 4 DIGITS ON THE FRONT OF THE CARD)

CARDHOLDER'S NAME: _____

CARDHOLDER'S SIGNATURE: _____ BILLING ZIP CODE: _____

SAGES Registration Meeting Options: Please circle the fees in the appropriate column.

	Member	Surgeon Non-Member	Candidate (Resident/Fellow) Member	Resident Non-Member	Allied Health Member	Allied Health Non-Member	Amount
OPTION A. SUPERPASS: Entire Conference - Wednesday - Saturday (excludes Hands-On Labs & Lunches) Includes: Entrance to all Didactic Sessions, Scientific Session Concurrent Session, Final Program & Electronic Abstracts, Exhibit Hall, Learning Center, Posters, Wednesday Evening Exhibit Reception, Thursday Industry Education Events, Friday Gala & Sing-Off, Saturday Lunch (Exhibit Hall), Continental Breakfast & Breaks.							
Option A.	\$790	\$1105	\$350	\$645	\$415	\$545	
OPTION B. Wednesday/Thursday (excludes Hands-On Labs & Lunches) Includes: Entrance to all Wednesday/Thursday Didactic Sessions, Final Program & Electronic Abstracts, Exhibit Hall, Learning Center, Posters, Wednesday Evening Exhibit Reception, Thursday Industry Education Events, Continental Breakfast & Breaks.							
Option B.	\$395	\$550	\$170	\$325	\$210	\$275	
OPTION C. Friday/Saturday (includes Saturday Lunch-Exhibit Hall) (excludes paid lunches) Includes: Entrance to all Friday/Saturday Didactic Sessions, Scientific Session Concurrent Session, Final Program & Electronic Abstracts, Exhibit Hall, Learning Center, Posters, Thursday Industry Education Events, Saturday Lunch (Exhibit Hall), Continental Breakfast & Breaks.							
Option C.*	\$395	\$550	\$170	\$325	\$210	\$275	
Please Note the Following: <ul style="list-style-type: none"> • Active Duty Military: please contact registration@sages.org for special registration options. • For registration Options B & C: The Friday night Gala & Sing-Off must be purchased separately. • Registration Options A, B & C do not include Hands-on Course Labs or Paid Lunches. * Medical Students check fee online or call registration office 							
HANDS-ON COURSES:							
Wednesday, April 2 – Endoscopic Management of Bariatric Complications:							
4/2/2014	\$695	\$875	\$525	\$610	N/A	N/A	
Thursday, April 3 – CBD Stones:							
4/3/2014	\$795	\$975	\$625	\$710	NA	N/A	
Thursday, April 3 – Flexible Endoscopy – Train the Trainers:							
4/3/2014	\$395	\$525	\$295	\$325	N/A	N/A	
						Credit	Amount
<input type="checkbox"/> Paperless Credit (no bag, no final program – will use the 2014 Meeting App instead)						- \$10	
						Subtotal:	

Please Complete part 2 (next page)

SAGES 2014 Scientific Session & Postgraduate Courses



SAGES 2014

Scientific Session & Postgraduate Courses

SAGES 2014 Meeting Registration Form

(Part 2)
www.sages.org/registration/

Social Events & Tour Registration

Lunches:		Quantity	Price	Amount
Wednesday, 4/2 SAGES Foundation Awards Lunch (a SAGES Foundation Benefit)			\$150	
Thursday, 4/3 Educator's Lunch <i>Price for box lunch only – Program without lunch is available to all registrants, Options A & B</i>			\$ 55	
Friday, 4/4 Fellowship Council Luncheon <i>Price for box lunch only – Program without lunch is available to all registrants, Options A & C</i>			\$ 55	
Registration for Guests: Social Events & Exhibit Hall Pass: <i>Guest registration includes Wednesday evening Exhibit Reception, Friday breakfast in honor of Barbara Marks, Friday evening Main Even & Sing-Off and access to the Exhibit Hall. Guests must accompany a registrant. NO GUEST ONLY registrations.</i>			Price	Amount
Guest 1: Name:	E-Mail:		\$180	
Guest 2: Name:	E-Mail:		\$180	
Additional Social Event Tickets:		Quantity	Price	Amount
Additional Wednesday evening Exhibit Reception Tickets			\$ 35	
Friday Main Event & Sing-Off Tickets <i>Included for Delegate with option A and with Guest Registration. All others MUST purchase separately.</i>			\$125	
Friday Breakfast in honor of Barbara Marks			\$ 25	
Late Registration Fee(s):			Price	Amount
After February 21, 2014:			\$100	
On-Site Registration Fee: After March 21, 2014:			\$125	
			Subtotal from Part 1	
			TOTAL DUE	

Note: Confirmation of registration will be sent within (10) days of receipt.
No confirmations will be sent after March 31, 2014.

Please make sure to reserve a hotel room. See page 58 for details.

Cancellations & Refunds:

Cancellations must be submitted in writing before March 21, 2014 to receive a refund minus a US \$100 administrative fee. Refunds will not be granted after March 31, 2014.

Refunds will not be given for no-shows.

Registration Early Deadline: February 21, 2014

Please register online at www.sages.org/registration or complete registration form and mail/fax to:

2014 SAGES Registrar

11300 W. Olympic Blvd., Ste. 600
Los Angeles, CA 90064
Phone: 310.437.0544 ext. 128
Fax: 310.437.0585
E-mail: registration@sages.org

SAGES Foundation Awards Luncheon







Wednesday, April 2
(\$150/person; \$1,275/table)
to purchase tables &
for sponsorship opportunities:
contact Foundation staff
foundation@sages.org
310-437-0544 ext.113
sagesfoundation.org

For information about
obtaining a visa, please visit
the following website:
<http://www.unitedstatesvisas.gov>

If you need a written invitation to assist
you with your visa, please email the
SAGES Registrar with your name
and complete mailing address for
each request:
registration@sages.org

SAGES Manuals

The SAGES Manuals are portable, concise, beautifully illustrated manuals from the world's pioneering Society of minimally invasive surgery. These books provide an authoritative synopsis of the major laparoscopic and endoscopic procedures in easy-to-use, outline form.





**Society of American Gastrointestinal
and Endoscopic Surgeons**

11300 W. Olympic Blvd., Suite 600
Los Angeles, CA 90064
USA

**Held in conjunction with
Military Surgical Symposium**

Surgical Spring Week

SAGES 2014

Scientific Session & Postgraduate Courses

April 2 - 5, 2014

Salt Palace Convention Center • Salt Lake City, UT

ADVANCE PROGRAM

Early Housing & Registration Deadline: February 21, 2014

Society of American Gastrointestinal and Endoscopic Surgeons